





Overview Signal Towers

Whether they are used on machinery and equipment, manual workstations or for access control and point-of-sale systems, WERMA signal towers reliably signal different statuses, such as faults or material replenishment requests. Professional signalling provides your application with greater safety and security and considerably reduces response times. The urgency of the signal can be easily increased using different signal effects. This enables employees to immediately react to faults and quickly resolve any problems that arise.

Monitor your processes, make them reliable and keep them running - saving time and money. We call this intelligent signalling technology.

Overview Signal Towers					
Product type		modular	modular	modular	modular
Technical details	Product range	KombiSIGN 40	KombiSIGN 72	KombiSIGN 71	CO ₂ traffic light
Diameter*		40 mm	70 mm	70 mm	70 mm
Dimensions*					
Voltage	12 V				
	24 V	●	●	●	
	115 V			●	
	230 V			●	●
Protection rating		IP 66/69k	IP 65	IP 65	IP 20
Number of tiers possible		1-5	1-5	1-5	3
Interface		I/O-Link	ASi, USB, I/O-Link, SmartMONITOR, WeASSIST	ASi, USB, I/O-Link, SmartMONITOR, WeASSIST	
Page		Page 26	Page 32	Page 38	Page 58

* Technical diagrams can be found on the product page



Modular Signal Towers

Optical and audible signal elements can be combined flexibly in the modular signal towers. The modular design also enables customers to add other elements separately when required. The mechanical and electrical connection of the signal tower elements takes mere seconds thanks to the bayonet fitting.

Completely pre-assembled Signal Towers

Completely pre-assembled WERMA Signal Towers can be ordered as a compact unit under a single part number, which reduces ordering and installation effort. Impressive features include their stylish design and diverse installation options, allowing them to be used in a wide range of areas.

					
pre-assembled	pre-assembled	pre-assembled	pre-assembled	pre-assembled	pre-assembled
KOMPAKT 37	eSIGN	deSIGN 42	CleanSIGN	FlatSIGN	VarioSIGN
37.5 mm	72,5 mm	42 mm	70 mm	-	-
			112 mm x 125 mm	195 mm x 105 mm	62 mm x 90 mm
●					
●	●	●	●	●	●
				●	
				●	
IP 65	IP 66/69k	IP 65	IP 67/IP 69k	IP 65	IP 65
1-5	1-15	2-3	3	3	3
	I/O-Link				
Page 60	Page 64	Page 66	Page 68	Page 70	Page 72



KombiSIGN 40 - Modular Signal Tower

Your benefits

There is no need to compromise with the KombiSIGN 40, because WERMA has combined quick installation, excellent visibility and the highest level of flexibility in this product. This saves time and money with regard to installation and order logistics.

- Save up to 50% on installation time thanks to self-explanatory connections and intuitive mechanics
- Maximum flexibility despite a small number of variants
- TwinLIGHT and TwinFLASH combine two easily selectable light effects in one element
- In ClassicLOOK or DesignLOOK to suit all machine surfaces
- Clearly visible from all positions thanks to the OmniVIEW lens with no blind spots
- Pre-configured standard versions are available (common configurations as a complete tower with a single part number)

Typical applications

Fault signalling

- on machinery and equipment
- on automated systems
- in assembly plants, for example, in the automotive industry

Installation options

- Base mounting
- Tube mounting
- Single-hole mounting
- Additional Installation options using accessories

Features

- Multicolour element offers up to seven colours in a single element
- High IP66/69k protection rating prevents ingress of dust and water
- Compact and high-output 95 dB siren
- Optionally available with IO-Link technology or USB
- IP69k allows high pressure washing

Size comparison KombiSIGN 40/72



TwinLIGHT

TwinFLASH



How to assemble your KombiSIGN 40 signal tower

ClassicLOOK

► STEP 1
Select the required optical or audible elements.
Order numbers can be found on page 29.



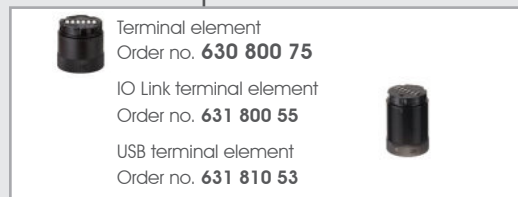
Audible Signal Element

- 8 tone siren
- 2 tone siren
- 4 tone siren

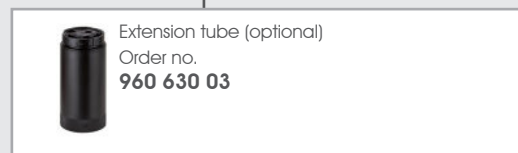
Optical Signal Elements

- TwinLIGHT
- TwinFLASH
- LED Permanent light element multicolour


► STEP 2
Select the terminal element and appropriate mounting solution for your application.



► STEP 3
Optional:
Where appropriate, select the Extension tube. Can be installed between the terminal element and the mounting adapter.



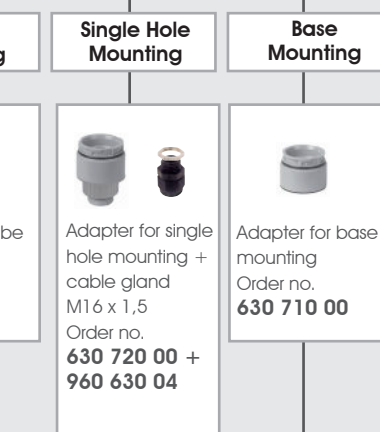
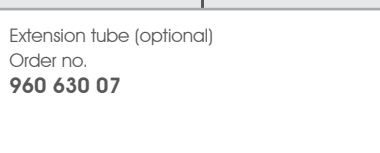

► STEP 4
Select mounting adapter as required.



► STEP 5
Where appropriate, select the bracket.



DesignLOOK



Further accessories can be found in our main catalogue page 74 or at www.werma.com.



KombiSIGN 40 - Modular Signal Tower

Or use one of our pre-configured signal towers. With just one part number you can obtain the most popular configurations.



KombiSIGN 40 Signal Tower
in ClassicLOOK und DesignLOOK

① TECHNICAL SPECIFICATIONS/ORDER SPECIFICATIONS:

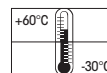
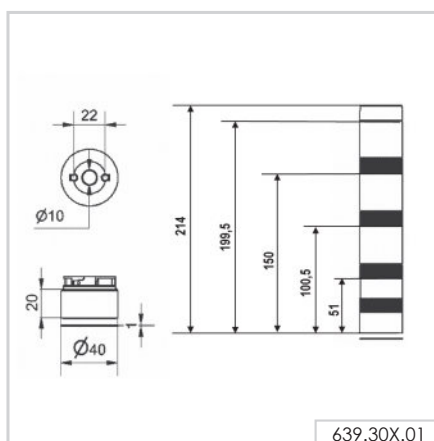
Pre-configured signal tower	ClassicLOOK	DesignLOOK
Dimensions (Ø x Height):	40 mm x 214 mm	
Voltage:	24 V AC/DC	
TwinLIGHT green/yellow/red	639 300 01	639 301 01
Consisting of:	<div> </div> <div> </div>	

Technical details are given on the relevant product page.

✂ ACCESSORIES

	ClassicLOOK	DesignLOOK
Bracket for concealed cable entry	960 630 01	960 630 05

↔ TECHNICAL DIAGRAMS:



KombiSIGN 40 - Optical Signal Elements

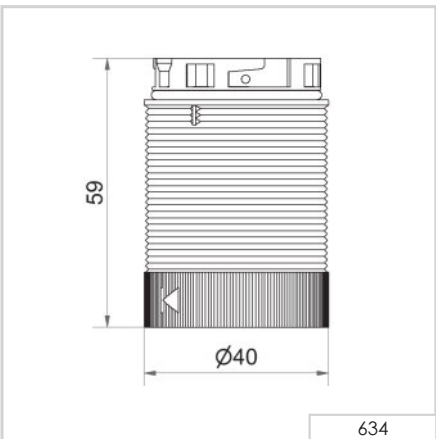


KombiSIGN 40 Signal Tower
in ClassicLOOK and DesignLOOK

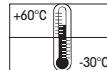
TECHNICAL SPECIFICATIONS/ORDER SPECIFICATIONS:

	ClassicLOOK	DesignLOOK
Dimensions (Ø x Height):	40 mm x 59 mm	
Lens:	PC, transparent	
Life duration:	50,000 hrs	
TwinLIGHT		
Light effects:	LED Permanent or Blinking light, adjustable via slide switch	
Voltage:	24 V AC/DC	
Current consumption:	< 30 mA	
red	634 110 75	634 130 75
green	634 210 75	634 230 75
yellow	634 310 75	634 330 75
white	634 430 75	634 430 75
blue	634 510 75	634 530 75
TwinFLASH		
Light effect:	LED Flash light or EVS, adjustable via DIP-Switch	
Voltage:	24 V DC	
Current consumption:	< 65 mA	
red	634 120 55	634 140 55
green	634 220 55	634 240 55
yellow	634 320 55	634 340 55
white	634 440 55	634 440 55
blue	634 520 55	634 540 55
Multicolour		
Light effect:	LED Permanent light	
Colours:	Red, yellow, green, blue, white, violet, turquoise controlled by binary inputs	
Voltage:	24 V DC	
Current consumption:	< 60 mA	
Order No.:	634 450 55	634 450 55

TECHNICAL DIAGRAMS:



Class 2





4 or 8 tone
KombiS/GN 40 siren
in DesignLOOK



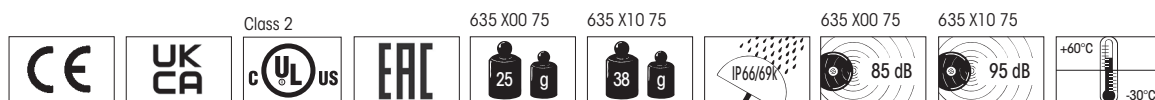
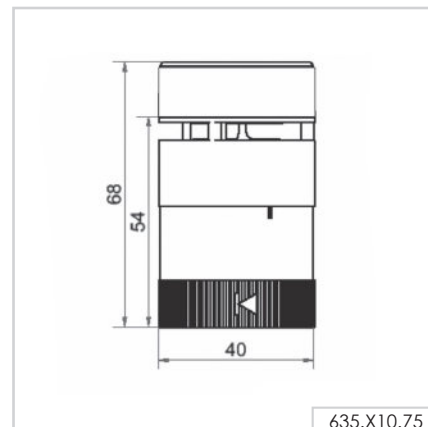
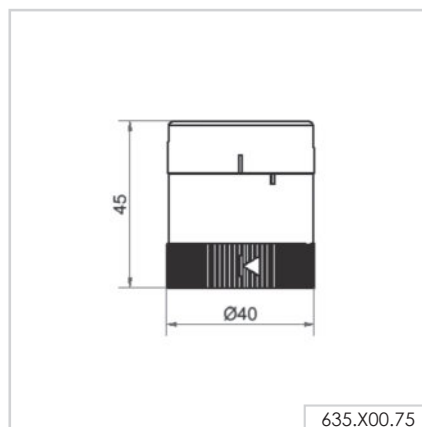
2 tone KombiS/GN 40 siren
in ClassicLOOK

KombiS/GN 40 - Audible Signal Elements

❶ TECHNICAL SPECIFICATIONS/ORDER SPECIFICATIONS:

	ClassicLOOK	DesignLOOK
Housing:	PC	
Life duration:	5,000 hrs	
2 Tone Siren		
Dimensions (Ø x Height):	40 mm x 45 mm	
Sound output:	85 dB (A)	
Tone type:	Continuous or pulse tone, can be set via slide switch	
Voltage:	24 V AC/DC	
Current consumption:	< 80 mA	
Order No.	635 800 75	635 700 75
4 Tone Siren		
Dimensions (Ø x Height):	40 mm x 68 mm	
Sound output:	67-95 dB (A)	
Tone type:	4 tones, can be set via DIP switch	
Voltage:	24 V AC/DC	
Current consumption:	< 200 mA	
Order No.	635 820 75	635 720 75
8 Tone Siren		
Dimensions (Ø x Height):	40 mm x 68 mm	
Sound output:	89-95 dB (A), can be set via DIP switch	
Tone type:	8 tones, can be set via slide switch	
Voltage:	24 V AC/DC	
Current consumption:	< 200 mA	
Order No.	635 810 75	635 710 75

↔ TECHNICAL DIAGRAMS:



KombiS/GN 40 - Terminal Elements



KombiS/GN 40 DesignLOOK
assembly adapter for
single hole mounting



KombiS/GN 40 ClassicLOOK
assembly adapter for
base mounting



IO-Link/USB terminal
element KombiS/GN 40
ClassicLOOK



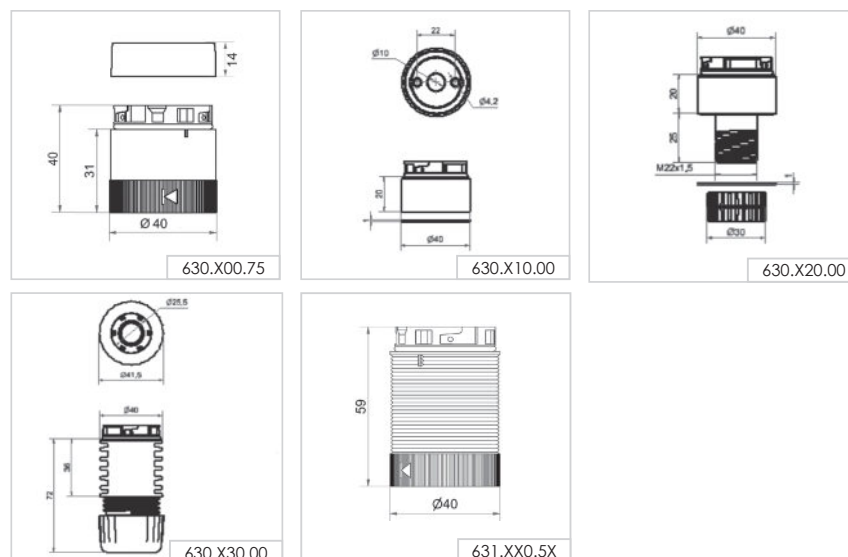
KombiS/GN 40 DesignLOOK
assembly adapter for
tube mounting

TECHNICAL SPECIFICATIONS/ORDER SPECIFICATIONS:

	ClassicLOOK	DesignLOOK
Housing:	PC	
Number of tiers possible:	Max. 5	
Terminal element		
Dimensions (Ø x Height):	40 mm x 40 mm	
Cable entry:	Cable diameter max. 9 mm	
Connection:	Push-in terminal max. 1.5 mm ²	
Voltage:	24 V AC/DC	
Order No.	630 800 75	630 700 75
IO Link Terminal element		
Dimensions (Ø x Height):	40 mm x 59 mm	
Cable entry:	Cable diameter max. 9 mm	
Connection:	Push-in terminal max. 0.75 mm ²	
Voltage:	24 V via IO-Link	
Current consumption:	10 mA	
Order No.	631 800 55	631 400 55
USB Terminal element		
Dimensions (Ø x Height):	40 mm x 59 mm	
Voltage:	5 V DC (USB)	
Current consumption:	500 mA	
Order No.	631 810 53	631 410 53
Adapter for base mounting		
Dimensions (Ø x Height):	40 mm x 30 mm	
Order No.	630 810 00	630 710 00
Adapter single hole mounting		
Dimensions (Ø x Height):	40 mm x 54 mm	
Order No.	630 820 00	630 720 00
Adapter tube mounting		
Dimensions (Ø x Height):	40 mm x 75 mm	
Order No.	630 830 00	630 730 00

ACCESSORIES: SEE PAGE 27

TECHNICAL DIAGRAMS:



Class 2

630 X00 75

630 X10 00

630 X20 00

630 X30 00

26 g

21 g

30 g

45 g

IP66/69K

+60°C

-30°C



KombiSIGN 72 - Signal Tower

Your benefits

There is no need to compromise with the KombiSIGN 72, because this product combines quick installation, excellent visibility and the highest level of flexibility. This saves time and money with regard to installation and order logistics.

- Smooth surfaces prevent dirt gathering and make cleaning easy
- Easy, intuitive installation - incorrect assembly is practically impossible (Poka Yoke)
- High-tech: the Signal Towers can easily be retrofitted with SmartMONITOR (smart MDC alternative), WeASSIST, AndonSPEED (call-for-action system) or AndonWIRELESS
- TwinLIGHT and TwinFLASH combine two easily selectable light effects in one element
- In ClassicLOOK or DesignLOOK to suit all machine surfaces
- Clearly visible from all positions thanks to the OmniVIEW lens with no blind spots
- Pre-configured standard versions are available (common configurations as a complete tower with a single part number)

Typical applications

The new definition of the industry standard to signal faults

- on machinery and equipment
- on automated systems
- in assembly plants, for example, in the automotive industry
- on conveyor belts in production and logistics
- at manual workstations as a call-for-action system
- upgradeable to SmartMONITOR, WeASSIST, AndonSPEED or AndonWIRELESS

Installation options

- Base mounting
- Tube mounting
- Additional installation options using accessories

Features

- Combine the KombiSIGN 72 light elements with special controller solutions such as I/O-Link, USB or ASi, or integrate one of the versatile audible elements
- Can be combined and retrofitted with all the KombiSIGN 71 elements and accessories, as well as the SmartMONITOR, WeASSIST, AndonWIRELESS and AndonSPEED wireless-based systems
- High-output 105 dB siren

Size comparison KombiSIGN 72 / 40



TwinLIGHT

TwinFLASH




 **IO-Link**



How to assemble your KombiSIGN 72 signal tower

ClassicLOOK

► STEP 1
Select the required optical or audible elements in the correct voltage (for details see page 35).



Audible Signal Element
• 2 tone siren
• 8 tone siren
Optical Signal Elements
• TwinLIGHT
• TwinFLASH
IO Link terminal element

► STEP 2
Select the appropriate mounting option for your application.

► STEP 3
Select the correct terminal element for your mounting option (for details see page 37).

► STEP 4
Where appropriate, select a base and the desired tube length (only for tube mounting) (For details see page 74).

► STEP 5
Where appropriate, select the bracket and the contact box (for details see page 74).

Look at the signal device section on:
www.werma.com

With the new signal tower configurator you can put together your own individual signal tower.

ClassicLOOK		DesignLOOK	
Base Mounting	Tube Mounting	Base Mounting	Tube Mounting
<p>Terminal element with CAGE CLAMP® technology Order no. 640 800 00</p>	<p>Terminal element with CAGE CLAMP® technology Order no. 640 810 00</p>	<p>Terminal element with CAGE CLAMP® technology Order no. 640 900 00</p>	<p>Terminal element with CAGE CLAMP® technology Order no. 640 910 00</p>
<p>Base with integrated tube Order no. 975 840 10</p>	<p>Tube Ø 25 mm, all anodised Order no.</p> <p>100 mm long 975 845 10 250 mm long 975 840 25 400 mm long 975 840 40 600 mm long 975 840 60 800 mm long 975 840 80 1000 mm long 975 840 03</p> <p>Base for Tube, plastic Order no. 975 840 90 Base for Tube, metal Order no. 975 840 91</p>	<p>Base with integrated tube Order no. 960 000 51</p>	<p>Tube Ø 25 mm, all anodised Order no.</p> <p>100 mm long 975 845 10 250 mm long 975 840 25 400 mm long 975 840 40 600 mm long 975 840 60 800 mm long 975 840 80 1000 mm long 975 840 03</p> <p>Base for Tube, plastic Order no. 960 000 50</p>
<p>Bracket for base mounting Order no. 960 000 02</p> <p>Bracket for 1-sided mounting Order no. 975 840 85</p> <p>Bracket for 2-sided mounting Order no. 975 840 86</p>	<p>Bracket for base mounting with concealed cable entry Order no. 960 000 14</p> <p>Bracket for tube mounting Order no. 960 000 01</p>	<p>Bracket for base mounting Order no. 960 000 53</p> <p>Bracket for 1-sided mounting Order no. 960 000 52</p>	<p>Bracket for base mounting with concealed cable entry Order no. 960 000 55</p> <p>Bracket for tube mounting Order no. 960 000 54</p>

Further accessories can be found in our main catalogue page 74 or at www.werma.com.







KombiSIGN 72 - Modular Signal Tower

Or use one of our pre-configured signal towers. With just one part number you can obtain the most popular configurations.



① TECHNICAL SPECIFICATIONS/ORDER SPECIFICATIONS:

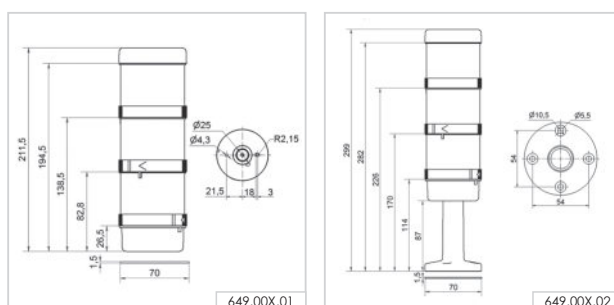
Pre-configured signal tower	ClassicLOOK	DesignLOOK
Dimensions (Ø x Height):	70 mm x 211.5 mm	
Voltage:	24 V AC/DC	
Base/Bracket mounting		
Consisting of:	 647 110 75 + 647 310 75 + 647 210 75 + 640 800 00	 647 130 75 + 647 330 75 + 647 230 75 + 640 900 00
TwinLIGHT green/yellow/red	649 000 01	649 001 01
Tube mounting		
Dimensions (Ø x Height):	70 mm x 299 mm	
Consisting of:	 647 110 75 + 647 310 75 + 647 210 75 + 640 810 00 + 975 840 10	 647 130 75 + 647 330 75 + 647 230 75 + 640 910 00 + 960 000 51
TwinLIGHT green/yellow/red	649 000 02	649 001 02

Technical details are given on the relevant product page.

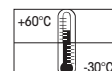
✂ ACCESSORIES:

	ClassicLOOK	DesignLOOK
Bracket for 1-sided mounting	975 840 85	960 000 52
Bracket for base mounting	960 000 02	960 000 53
Bracket for tube mounting	960 000 01	960 000 54

↔ TECHNICAL DIAGRAMS:



649 00X 01 649 00X 02

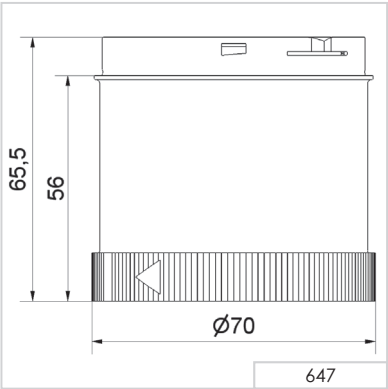


KombiSIGN 72 - Optical Signal Elements



❶ TECHNICAL SPECIFICATIONS/ORDER SPECIFICATIONS:		
	ClassicLOOK	DesignLOOK
Dimensions (Ø x Height):	70 mm x 65.5 mm	
Lens:	PC, transparent	
TwinLIGHT		
Light effects:	LED Permanent light, LED Blinking light, adjustable via slide switch	
Voltage:	24 V AC/DC	
Current consumption:	< 80 mA	
red	647 110 75	647 130 75
green	647 210 75	647 230 75
yellow	647 310 75	647 330 75
white	647 430 75	647 430 75
blue	647 510 75	647 530 75
TwinFLASH		
Light effect:	LED Flashing light, LED EVS light, adjustable via slide switch	
Voltage:	24 V DC	
Current consumption:	< 80 mA	
red	647 120 55	647 140 55
green	647 220 55	647 240 55
yellow	647 320 55	647 340 55
white	647 440 55	647 440 55
blue	647 520 55	647 540 55

↔ TECHNICAL DIAGRAMS:





KombiSIGN 72 - Audible Signal Elements

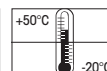
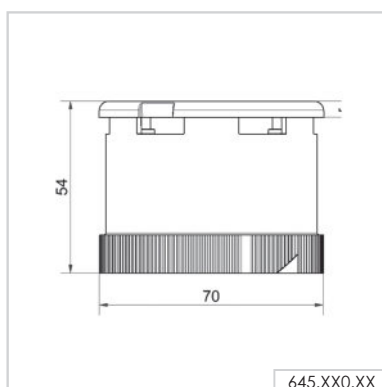


2 and 8 tone siren
KombiSIGN 72
DesignLOOK

❶ TECHNICAL SPECIFICATIONS/ORDER SPECIFICATIONS:

	ClassicLOOK	DesignLOOK
Housing:	PC	
Life duration:	5,000 hrs	
2 Tone Siren		
Dimensions (Ø x Height):	70 mm x 54 mm	
Sound output:	95-105 dB (A), adjustable by slide switch	
Tone type:	Permanent tone or alternating tone, selectable by slide switch	
Voltage:	24 V AC/DC	24 V AC/DC
Current consumption:	< 40 mA	< 40 mA
Order no.	645 870 75	645 770 75
8 Tone Siren		
Dimensions (Ø x Height):	70 mm x 54 mm	
Sound output::	95-105 dB (A), adjustable by slide switch	
Tone type:	8 tones, can be set via slide switch	
Voltage:	24 V AC/DC	24 V AC/DC
Current consumption:	< 30 mA	< 30 mA
Order no.	645 890 75	645 790 75
Voltage:	115-230 V AC	115-230 V AC
Current consumption:	< 45 mA	< 45 mA
Order no.	645 890 60	645 790 60

↔ TECHNICAL DIAGRAMS:



KombiS/GN 72 - Terminal Elements



Terminal element
KombiS/GN 72
DesignLOOK



Terminal element
KombiS/GN 72
ClassicLOOK



IO Link element
KombiS/GN 72
ClassicLOOK



IO Link element
KombiS/GN 72
DesignLOOK

TECHNICAL SPECIFICATIONS/ORDER SPECIFICATIONS:

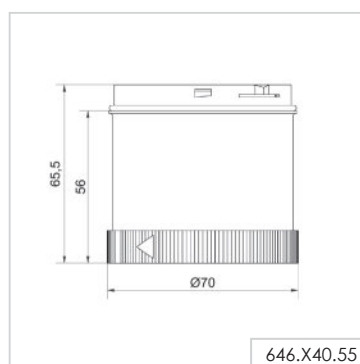
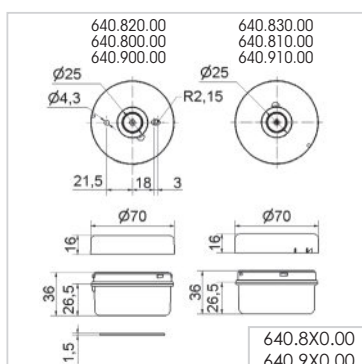
	ClassicLOOK	DesignLOOK
Dimensions (Ø x Height):	70 mm x 36 mm	
Housing:	Terminal element: PA-GF Cap: PC	
Fixing:	Base mounting, Tube mounting for tube Ø 25 mm (accessory), Bracket mounting (accessory)	
Cable entry:	Cable diameter max. 11 mm	
Connection:	CAGE CLAMP® technology max. 1.5 mm ²	
Protection rating:	IP 65	
Number of tiers possible:	Max. 5	
Voltage:	12-230 V AC/DC	
Base mounting	640 800 00	640 900 00
Tube mounting	640 810 00	640 910 00
IO Link element		
Dimensions (Ø x Height):	70 mm x 65.5 mm	
Numbers of tiers possible:	Max. 5	
Voltage:	24 V via IO-Link	
Current consumption:	6 mA	
Order no.	646 840 55	646 440 55

ACCESSORIES:

	ClassicLOOK	DesignLOOK
Base with integrated tube	975 840 10	960 000 51
Bracket for 1-sided mounting	975 840 85	960 000 52
Bracket for base mounting	960 000 02	960 000 53
Bracket for tube mounting	960 000 01	960 000 54
Bracket for base mounting with concealed cable entry	960 000 14	960 000 55
Base for tube Ø 25 mm, plastic	975 840 90	960 000 50

Additional accessories can be found on page 74.

TECHNICAL DIAGRAMS:

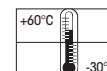


646.440.55
Class 2



Max.

646.440.55
646.840.55





KombiSIGN 71 - Signal Tower

Your benefits

The KombiSIGN 71 has successfully established itself as the standard in industrial applications over recent years. The patented bayonet mechanism enables elements to be installed or removed in a matter of seconds.

- A wide range of accessories ensures maximum flexibility
- High-tech: The Signal Towers can easily be retrofitted with SmartMONITOR (intelligent MDC alternative), WeASSIST or AndonSPEED (call-for-action system)
- Completely pre-configured standard versions are available (common configurations as a complete tower with a single part number)

Typical applications

Signalling fault messages

- on machinery and equipment
- on automated systems
- in assembly plants, for example, in the automotive industry
- in the building services industry

Installation options

- Base mounting
- Tube mounting
- Additional installation options using accessories

Features

- Different light effects are possible for individual signalling
- The Multicolour element offers up to seven colours in a single element
- The self-adjusting siren element automatically adapts to the ambient noise level
- Vocal element for your own mp3 or wav files
- Combine the KombiSIGN 71 light elements with special controller solutions such as USB, I/O-Link or ASi, or integrate one of the versatile audible elements

Size comparison KombiSIGN 71/40



How to assemble your KombiSIGN 71 signal tower

► STEP 1

Select the required optical or audible elements in the correct voltage (for details see page 41).



Audible Signal Elements

- Buzzer element
- Siren element
- Vocal element

Optical Signal Elements

- (LED) Permanent light
- LED Permanent light ultrabright
- (LED) Flashing light
- LED EVS element
- LED Blinking light
- LED Rotating light
- LED Permanent light element multicolour

► STEP 2

Select the appropriate mounting option for your application.

► STEP 3

Select the correct terminal element for your mounting option (for details see page 45).

Base Mounting



Terminal element with CAGE CLAMP® technology
Order no. **640 800 00**



Screw terminal
Order no. **640 820 00**



Terminal element M12
Order no. **640 880 00**

Tube Mounting



Terminal element with CAGE CLAMP® technology
Order no. **640 810 00**



Screw terminal
Order no. **640 830 00**



Terminal element M12
Order no. **640 880 00**

► STEP 4

Where appropriate, select a base and the desired tube length (only for tube mounting) (For details see page 74).



Tube with clamp
Order no. **960 000 18**



Adaptor for single hole mounting
Order no. **960 000 25**



Base with integrated tube
Order no. **975 840 10**

Tube Ø 25 mm, all anodised
100 mm long Order no. **975 845 10**
250 mm long Order no. **975 840 25**
400 mm long Order no. **975 840 40**
600 mm long Order no. **975 840 60**
800 mm long Order no. **975 840 80**
1000 mm long Order no. **975 840 03**

Base for Tube, plastic
Order no. **975 840 90**

Base for Tube, metal
Order no. **975 840 91**

Foldaway Base
Order no. **960 000 30**

Foldaway Base
Order no. **960 009 12**

Tube Ø 25 mm, plastic, only for Foldaway Base, 45 mm long
Order no. **960 000 31**



► STEP 5

Where appropriate, select the bracket and the contact box (for details see page 74).

Look at the signal device section on:
www.werma.com

With the signal tower configurator you can put together your own individual signal tower.



Contact box for cable exit at side
Order no. **975 840 01**



Bracket for base mounting
Order no. **960 000 02**



Bracket for 1-sided mounting
Order no. **975 840 85**



Bracket for 2-sided mounting
Order no. **975 840 86**



Corner fixing bracket
Order no. **960 000 41**



Contact box for cable exit at side
Order no. **975 840 01**



Contact box with magnetic base and cable exit at side
Order no. **975 840 04**



Bracket for base mounting with concealed cable entry
Order no. **960 000 14**



Bracket for tube mounting
Order no. **960 000 01**



Corner fixing bracket
Order no. **960 000 41**









KombiS/GN 71 - Signal Tower

Or use one of our pre-configured signal towers. With just one part number you can obtain the most popular configurations.



① TECHNICAL SPECIFICATIONS/ORDER SPECIFICATIONS:

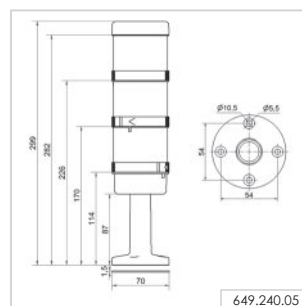
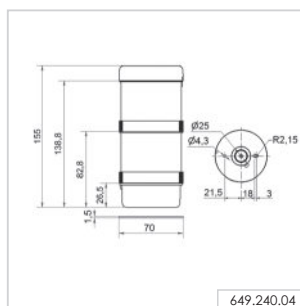
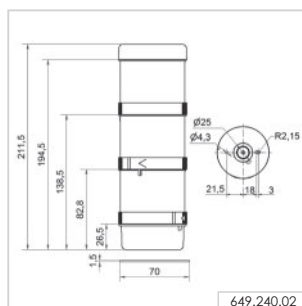
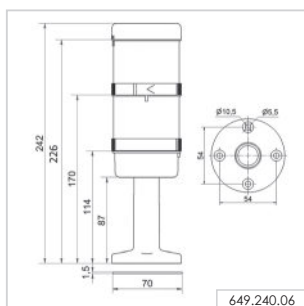
Pre-configured signal tower	2 tier	3 tier
Voltage:	24 V AC/DC	24 V AC/DC
Base/Bracket mounting		
Consisting of:	 644 100 75 + 644 200 75 + 640 800 00	 644 100 75 + 644 300 75 + 644 200 75 + 640 800 00
Dimensions (Ø x Height):	70 mm x 155 mm	70 mm x 211.5 mm
LED Permanent Light green/yellow/red	-	649 240 02
LED Permanent Light green/red	649 240 04	-
Tube mounting		
Consisting of:	 644 100 75 + 644 200 75 + 640 810 00 + 975 840 10	 644 100 75 + 644 300 75 + 644 200 75 + 640 810 00 + 975 840 10
Dimensions (Ø x Height):	70 mm x 242 mm	70 mm x 299 mm
LED Permanent Light green/yellow/red	-	649 240 05
LED Permanent Light green/red	649 240 06	-

Technical details are given on the relevant product page.

✂ ACCESSORIES:

Bracket for 1-sided mounting	975 840 85
Bracket for surface mounting	960 000 02
Bracket for base mounting	960 000 01

↔ TECHNICAL DIAGRAMS:

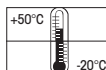


649 240 04

649 240 06

649 240 02

649 240 05



KombiS/IGN 71 - Optical Signal Elements



TECHNICAL SPECIFICATIONS/ORDER SPECIFICATIONS:

Dimensions (Ø x Height):	70 mm x 65.5 mm			
Lens:	PC, transparent			
Socket:	Bayonet, BA15d, for bulbs max. 5 W			
Protection rating:	IP 65			
Life duration:	50,000 hrs (LED)			
Permanent light element	12-240 V AC/DC			
red	641 100 00			
green	641 200 00			
yellow	641 300 00			
clear	641 400 00			
blue	641 500 00			
Life duration:	Dependent upon the bulbs used			
Bulb not included in assembly.				
LED Permanent light element	24 V AC/DC	115 V AC	230 V AC	
Current consumption:	< 35 mA	< 25 mA	< 35 mA	
red	644 100 75	644 100 67	644 100 68	
green	644 200 75	644 200 67	644 200 68	
yellow	644 300 75	644 300 67	644 300 68	
clear	644 400 75	644 400 67	644 400 68	
blue	644 500 75	644 500 67	644 500 68	
LED Permanent light element ultrabright	24 V DC			
Current consumption:	< 195 mA			
red	644 180 55			
green	644 280 55			
yellow	644 380 55			
clear	644 480 55			
blue	644 580 55			
Flashing light element (Xenon)	24 V DC (ASI)	24 V DC	115 V AC	230 V AC
Current consumption:	< 80 mA	< 125 mA	< 22 mA	< 15 mA
red	643 110 55	643 100 55	643 100 67	643 100 68
green	643 210 55	643 200 55	643 200 67	643 200 68
yellow	643 310 55	643 300 55	643 300 67	643 300 68
clear	643 410 55	643 400 55	643 400 67	643 400 68
blue	643 510 55	643 500 55	643 500 67	643 500 68
Life duration:	4 x 10 ⁶ flashes			
Flash frequency:	c. 1 Hz			
LED Flashing light element	24 V DC			
Current consumption:	< 35 mA			
red	644 120 55			
green	644 220 55			
yellow	644 320 55			
clear	644 420 55			
blue	644 520 55			
Flash frequency:	c. 1 Hz (Double Flash)			





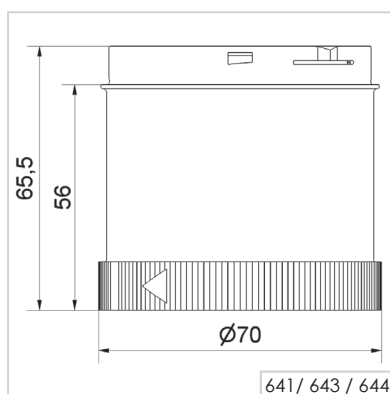
KombiS/GN 71 - Optical Signal Elements



① TECHNICAL SPECIFICATIONS/ORDER SPECIFICATIONS:

LED EVS element	24 V AC/DC		
Current consumption:	350 mA		
red	644 140 55		
green	644 240 55		
yellow	644 340 55		
clear	644 440 55		
blue	644 540 55		
LED Blinking light element	24 V AC/DC	115 V AC	230 V AC
Current consumption:	< 25 mA	< 25 mA	< 35 mA
red	644 110 75	644 110 67	644 110 68
green	644 210 75	644 210 67	644 210 68
yellow	644 310 75	644 310 67	644 310 68
clear	644 410 75	644 410 67	644 410 68
blue	644 510 75	644 510 67	644 510 68
Blink frequency:	c. 1 Hz		
LED Rotating light element	24 V AC/DC		
Current consumption:	< 40 mA		
red	644 130 75		
green	644 230 75		
yellow	644 330 75		
clear	644 430 75		
blue	644 530 75		
Rotation frequency:	c. 120 r.p.m.		
LED Permanent light element multicolour	24 V DC		
Current consumption:	< 120 mA		
Multicolour	644 450 55		
Possible colours:	Red, yellow, green, white, blue, violet, turquoise controlled by binary inputs		
Number of modules possible:	Max. 3 (including multicolour element)		
Further voltages on request.			

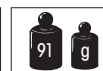
↔ TECHNICAL DIAGRAMS:



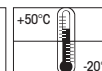
643 X10 55
Class 2



Max.



24 V



KombiS/GN 71 - Audible Elements



Buzzer element



Siren element ClassicLOOK

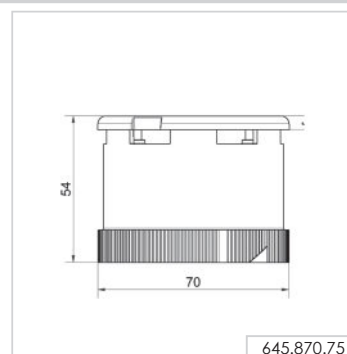
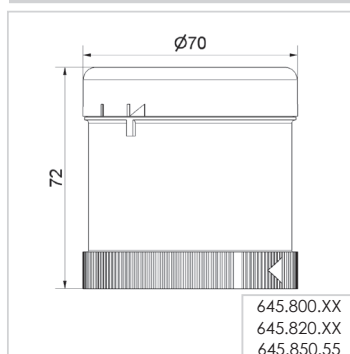


Siren element DesignLOOK

① TECHNICAL SPECIFICATIONS/ORDER SPECIFICATIONS:

Dimensions (Ø x Height):	See below		
Lens:	PC		
Protection rating:	IP 65		
Life duration:	5,000 hrs		
Buzzer element			
Dimensions (Ø x Height):	70 mm x 72 mm		
Sound output:	85 dB (A)		
Number/Tone type:	Continuous or pulse tone		
Voltage:	24 V AC/DC	115 V AC	230 V AC
Current consumption:	< 35 mA	< 25 mA	< 25 mA
Order no.:	645 800 75	645 800 77	645 800 68
Siren element			
Dimensions (Ø x Height):	70 mm x 54 mm		
Sound output:	95-105 dB (A), adjustable by slide switch		
Number/Tone type:	Continuous tone, alternating tone, selectable by slide switch		
Voltage:	24 V AC/DC	115 V AC	230 V AC
Current consumption:	< 40 mA	< 60 mA	< 60 mA
Order no.:	645 870 75	645 870 67	645 870 68
Siren element 8 tones			
Dimensions (Ø x Height):	70 mm x 72 mm		
Sound output:	92-102 dB (A), adjustable sound output		
Number/Tone type:	8 tones		
ClassicLOOK			
Voltage:	24 V AC/DC	115-230 V AC	
Current consumption:	< 30 mA	< 45 mA	
Order no.:	645 890 75	645 890 60	
DesignLOOK			
Voltage:	24 V AC/DC	115-230 V AC	
Current consumption:	< 30 mA	< 45 mA	
Order no.:	645 790 75	645 790 60	
Multi-functional Siren, with external control			
Dimensions (Ø x Height):	70 mm x 72 mm		
Sound output:	100 dB (A), adjustable sound output		
Number/Tone type:	Number of tones dependent on the number of optical elements		
Tone triggering:	7 diff. tones can be triggered externally		
Voltage:	24 V DC		
Current consumption:	< 80 mA		
Order no.:	645 850 55		

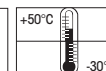

↔ TECHNICAL DIAGRAMS:



645.850.55

24 V

645.870.75
645.770.75
645.890.xx
645.790.xx





KombiS/GN 71 - Audible Elements

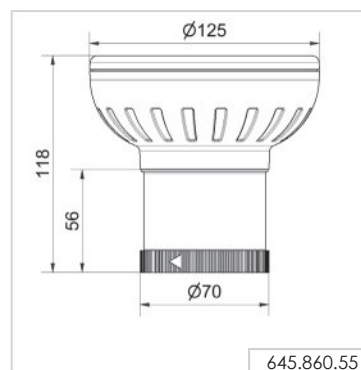
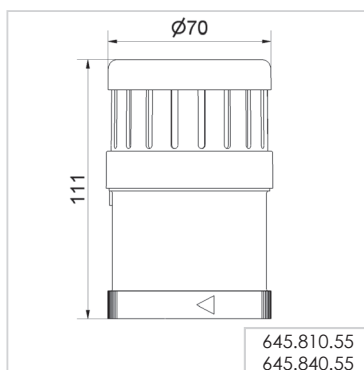


High output vocal element
with up to 102 dB

TECHNICAL SPECIFICATIONS/ORDER SPECIFICATIONS:

Dimensions (Ø x Height):	See below	
Lens:	PC	
Protection rating:	IP 65	
Life duration:	5,000 hrs	
Siren element with self-adjusting sound output		
Dimensions (Ø x Height):	70 mm x 111 mm	
Voltage:	24 V DC	
Current consumption:	< 150 mA	
Order no.:	645 810 55	
Tone type:	Pulse tone	
Tone frequency:	2.5 kHz	
Sound output:	80 dB (A) - max. 100 dB (A)	
Vocal element	88 dB (A)	102 dB (A)
Dimensions (Ø x Height):	70 mm x 111 mm	125 mm x 118 mm
Voltage:	24 V DC	24 V DC
Current consumption:	< 400 mA	< 400 mA
Order no.:	645 840 55	645 860 55
Number of tiers:	Max. 4 additional signal elements possible	
Sound output:	Adjustable, up to 88 dB (A)	Adjustable, up to 102 dB
File Transfer:	Via USB connection and provided software	
Possible data format:	Mp3 and wav files	
Number of sequences:	15 files can be remotely triggered depending on the number of signal elements used or one sequence with max. 50 files.	
Suitable for:	Windows®, System requirements – see Handbook	
Assembly:	Vocal element, USB connection cable and software	
Further Information:	With UL approval	No UL approval

TECHNICAL DIAGRAMS:



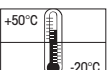
645.810.55
645.840.55

645.810.55

645.840.55

645.860.55

24 V



KombiS/GN 71 - Terminal Elements



Screw terminal with cap



Terminal element with practical M12 connection socket in base

i TECHNICAL SPECIFICATIONS/ORDER SPECIFICATIONS:		
	Tube mounting	Base mounting
Dimensions (Ø x Height):	See below	
Housing:	Terminal element: PA fibreglass Cap: PC	
Fixing:	Base mounting Tube mounting, for tube Ø 25 mm Bracket mounting (accessory)	
Cable entry:	Cable diameter max. 11 mm	
Protection rating:	IP 65	
Number of modules possible:	Max. 5	
Screw terminal		
Dimensions (Ø x Height):	70 mm x 42.5 mm	
Connection:	Screw terminal max. 1.5 mm²	
Voltage:	12-240 V AC/DC	
Order no.:	640 830 00	640 820 00
	Incl. cap	Incl. cap and seal
CAGE CLAMP® technology		
Dimensions (Ø x Height):	70 mm x 42.5 mm	
Connection:	CAGE CLAMP® technology max. 1.5 mm²	
Voltage:	12-240 V AC/DC	
Order no.:	640 810 00	640 800 00
	Incl. cap	Incl. cap and seal
Terminal element M12		
Dimensions (Ø x Height):	70 mm x 56 mm	70 mm x 50 mm
Connection:	M12 connector (8 pole)	
Voltage:	12-24 V DC	
Current carrying capacity:	≤ 2 A	
Order no.:	640 860 55	640 850 55
	Incl. cap	Incl. cap and seal
	No UL approval	

✂ ACCESSORIES:	
Base with integrated tube	975 840 10
Base for tube (metal)	975 840 91
Tube Ø 25 mm, Aluminium eloxiert	
100 mm long	975 845 10
250 mm long	975 840 25
400 mm long	975 840 40
600 mm long	975 840 60
800 mm long	975 840 80
1000 mm long	975 840 03
Further accessories can be found on page 74.	

↔ TECHNICAL DIAGRAMS: next page

640 8X0 00
x = 0,1,2,3

CE

UK
CA

cULus

EAC

90 g

82 g

80 g

IP65

+50°C
-20°C

24 V
PLC





Direct triggering of the signal tower elements via USB Interface

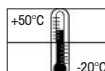
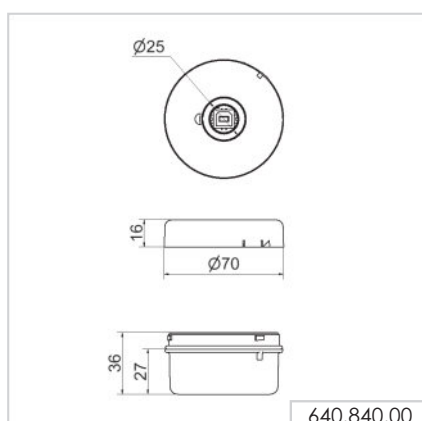
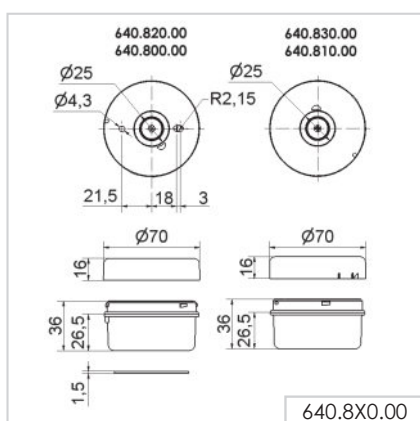
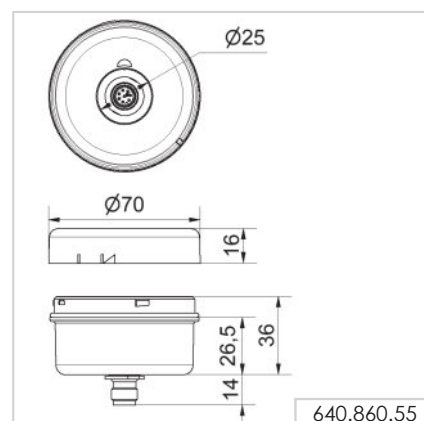
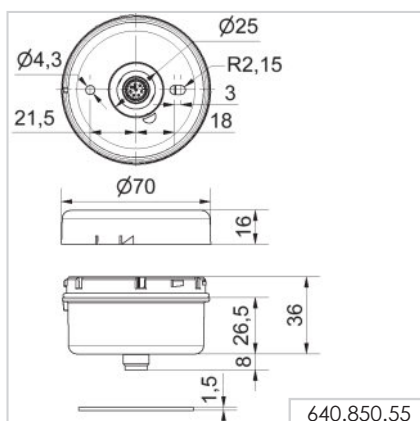
KombiS/GN 71 - USB Terminal Element

TECHNICAL SPECIFICATIONS/ORDER SPECIFICATIONS:

Terminal element with USB Interface	
Dimensions (Ø x Height):	70 mm x 36 mm
Fixing:	Tube mounting
Connection:	Via USB (Type B)
Voltage:	Terminal element: Via USB (5 V DC)
Voltage:	24 V DC
Current carrying cap. ΣI_{max} :	90 mA at 24 V
Order no.:	640 840 00
Assembly:	Assembly includes installation software, drivers, handbook and USB connection cable (length 1.8 m)
Suitable for:	Windows®, System requirements – see Handbook

- Direct triggering of signal tower elements via USB Interface
- Simple integration into any customer-specific software
- No additional power supply or hardware necessary
- Up to five signal towers with a maximum of five tiers each can be connected
- Maximum cable length 5m

TECHNICAL DIAGRAMS:



KombiS/GN 71 - AS-Interface Element



Cable not included in assembly

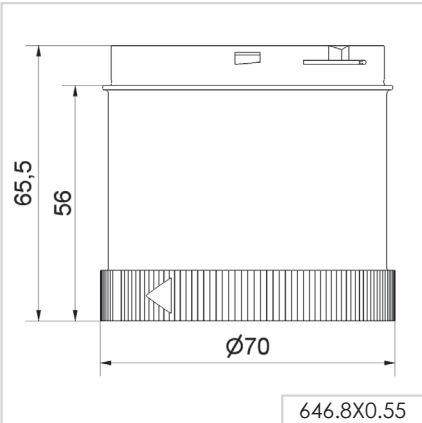


LEDs display the current status

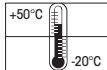
TECHNICAL SPECIFICATIONS/ORDER SPECIFICATIONS:

Specif. Power supply	Via bus conduction	
AS-Interface Element:		
Operating voltage:	18.5 V ... 31.6 V according to the AS-Interface specification	
Reverse battery protection:	Integrated	
Watchdog:	Integrated	
	Standard Slave	A/B-Slave
Number of addresses:	Max. 31	Max. 62
Number of tiers:	Max 4	Max. 3
IO-Code:	8 _{Hex}	8 _{Hex}
ID-Code:	F _{Hex}	A _{Hex}
ID2-Code:	N/A	E _{Hex}
Outputs:	4 semiconductor relays	3 semiconductor relays
Approved in accordance with:	Spec. V 3.0	Spec. V 3.0
Order no.:	646 830 55	646 810 55
	With internal add. voltage	With external add. voltage
Additional external voltage:	24 V DC	24 V DC
Current carrying cap. Σ I _{max} :	200 mA	200 mA per signal
Current consumption max:	235 mA	≤ 50 mA
Voltage at signal element:	20 V ... 30 V DC	24 V +/- 10%
Short circuit/overload protection:	Integrated	Pre-fuse M 1.6 A

TECHNICAL DIAGRAMS:



Class 2





AndonLIGHT

Your benefits

The introduction to professional call-for-action systems: the easy-to-retrofit Andon products in combination with WERMA KombiSIGN 71 and KombiSIGN 72 signal towers. With these products it is easy to improve safety and efficiency in the workplace.

- Rapid assistance reduces waiting times
- Reduces response times and prevents shutdowns
- Intuitive and self-explanatory light system
- More reliability and efficiency (no running about, calling out, etc.)
- It can be expanded to a networked system at any time

Typical applications

- Professionally signal problems at workstations
- Manage supply of materials to workstations
- Optimise processes

Initial startup

- Simply connect AndonLIGHT with mains plug

Features

- Enables up to eight different statuses to be activated
- Signal directly on the signal tower with AndonCONTROL
- Activate signals on the signal tower with Andon SmartBOX



This is how you put together your AndonLIGHT system


ANDON PRODUCT					
Base mounting			Aluminium profile mounting/Wall mounting		
<div></div> <div>AndonCONTROL Order no. 860 640 07</div>			<div></div> <div>Andon SmartBOX incl. Power supply Order no. 860 000 09</div>		
SIGNAL TOWER					
SIGNAL ELEMENTS (UP TO A MAXIMUM OF 4)			PRE-CONFIGURED SIGNAL TOWER		
			Base mounting	Tube mounting	
	Buzzer Order no. 645 800 75		LED Permanent light blue Order no. 644 500 75		
	2 tone siren Order no. 645 870 75		TwinLIGHT red Order no. 647 110 75		
	LED Permanent light red Order no. 644 100 75		TwinLIGHT yellow Order no. 647 310 75		
	LED Permanent light green Order no. 644 200 75		TwinLIGHT green Order no. 647 210 75		
	LED Permanent light yellow Order no. 644 300 75		TwinLIGHT clear Order no. 647 430 75		
	LED Permanent light clear Order no. 644 400 75		TwinLIGHT blue Order no. 647 510 75		
Base mounting	Tube mounting	Bracket mounting			
<div></div> <div>Terminal element Order no. 640 800 00</div>	<div></div> <div>Terminal element + Base with integrated tube Order no. 640 810 00 + 975 840 10</div>	<div></div> <div>Terminal element + Bracket for base mounting Order no. 640 800 00 + 960 000 02</div>	<div></div> <div>LED Permanent light Order no. 649 240 02</div>	<div></div> <div>LED Permanent light Order no. 649 240 05</div>	
			<div></div> <div>LED Permanent light Order no. 649 240 04</div>	<div></div> <div>LED Permanent light Order no. 649 240 06</div>	
			<div></div> <div>TwinLIGHT Order no. 649 000 01</div>	<div></div> <div>TwinLIGHT Order no. 649 000 02</div>	



AndonLIGHT - Pre-configured Signal Tower

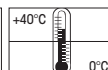
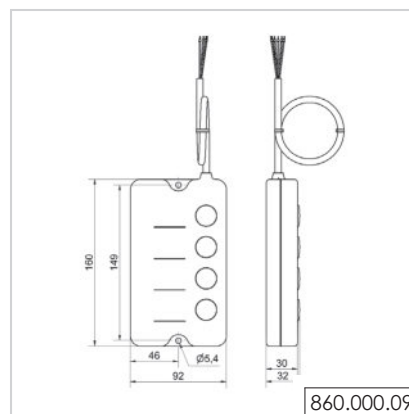
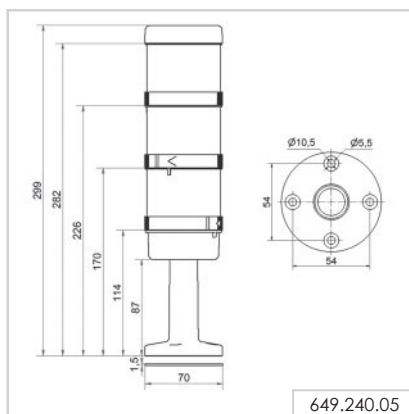
Or select one of our pre-configured variants.

① TECHNICAL SPECIFICATIONS/ORDER SPECIFICATIONS:

Pre-configured signal tower	KombiSIGN 71	KombiSIGN 72
Order No.:	649 260 01	649 000 03
Consisting of:		
	644 100 75	647 110 75
	+ 644 300 75	+ 647 310 75
	+ 644 200 75	+ 647 210 75
	+ 640 810 00	+ 640 810 00
	+ 975 840 10	+ 975 840 10
	 + 860 000 09	 + 860 000 09

Technical details are given on the relevant product page.

↔ TECHNICAL DIAGRAMS:



860 000 09




Andon SmartBOX for Signal Towers



Andon SmartBOX for use in industrial applications

① TECHNICAL SPECIFICATIONS/ORDER SPECIFICATIONS:	
Dimensions (B x H x T):	161 mm x 79 mm x 138 mm
Housing:	PA-GF Switches: PC
Fixing:	Base mounting, Wall mounting
Connection:	Via 5 m cable
Number of signal elements:	Max. 4 additional signal elements possible
Assembly:	Andon SmartBOX, power supply unit with connection cable (length 1.8 m), Adapter supplied (EU, UK, North America)
Voltage power supply unit:	100-240 V AC
Voltage signal elements:	24 V DC
Current consumption:	Max. 1 A
Order no.:	860 000 09

↔ TECHNICAL DIAGRAMS:



Interchangeable adaptors (included in assembly) and wide input voltage range make the Power Supply suitable for worldwide use





AndonCONTROL / Connection Set for KombiSIGN 72 and 71



AndonCONTROL is a simple call system for a wide variety of applications



The four push buttons can be individually labelled



With the aid of the connection set, the master/receiver from KombiSIGN reflect can be used wherever an electrical socket is available (see page 55)

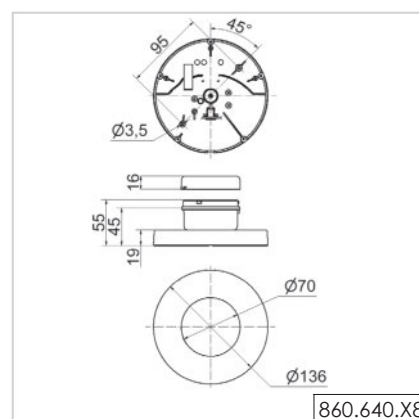
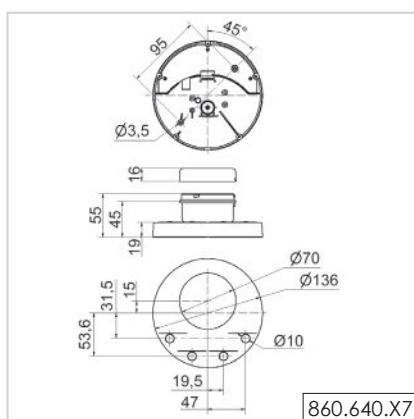
TECHNICAL SPECIFICATIONS/ORDER SPECIFICATIONS:

Dimensions (Ø x Height):	136 mm x 55 mm	
Housing:	Base: PC/ABS Terminal element: PA-GF, shock resistant	
Fixing:	Base mounting, Bracket mounting (accessory)	
Number of signal elements:	Max. 4 additional signal elements possible	
Assembly:	AndonCONTROL, power supply unit with connection cable (length 1.8 m), interchangeable adaptors for EU, UK, North America, rubber feet, cable connection	Connection Set, power supply unit with connection cable (length 1.8 m), interchangeable adaptors for EU, UK, North America, rubber feet, cable connection
Voltage power supply unit:	115-230 V AC	115-230 V AC
Voltage signal elements:	24 V DC	24 V DC
Current consumption:	Max. 1 A	Max. 1 A
Order no.:	860 640 07	860 640 08

ACCESSORIES:

Mounting bracket, metal	975 883 01
-------------------------	-------------------

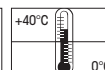
TECHNICAL DIAGRAMS:



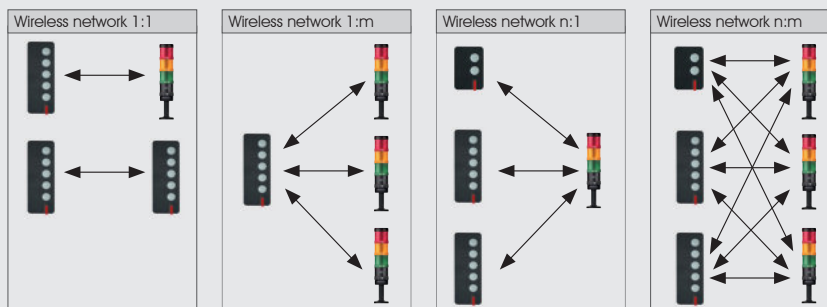
860 640 07



860 640 08



AndonWIRELESS



Your benefits

The WERMA AndonWIRELESS call for action system is the quick and easy way to report, display and rectify problems in a targeted manner. Have you been mainly been solving faults and problems by shouting over to colleagues or walking around to find or provide support? Using AndonWIRELESS, you can now report them professionally at the push of a button. The wireless connection between the buttons and signal towers makes installation easier and faster than ever before, saving you time and money. Every button (Andon WirelessBOX) can be operated using mains power or battery power. This allows you to use it as a stand-alone system for mobile applications, e.g. on forklifts or supply chain vehicles. Make sure your operation is ready for future requirements and flexible for greater efficiency in the workplace.

- Andon WirelessSET with 5-button box (Andon WirelessBOX) and 3-tier signal tower
- Andon WirelessSET with 2-button box (Andon WirelessBOX) and 2-tier signal tower

Configure your individual call for action system easily and conveniently using the Quickfinder.

Typical applications

- Professional reporting of workstation problems
- Material replenishment control with acknowledgement function
- Optimisation of processes in production and logistics departments
- Access control for doors and gates

Initial startup


- Configure the button box (Andon WirelessBOX) and receiver (transceiver)
- Power up the button box (Andon WirelessBOX) via the mains plug or battery
- Integrate the receiver (transceiver) into a signal tower without needing any tools

Features


- Andon WirelessBOX with 2 or 5 buttons
- Signal tower with 2 to 5 tiers
- Configurable button illumination
- Multifunctional acknowledgement function
- Transceiver for wireless signal reception
- Simple configuration software
- Can be combined with control station function: easy to upgrade to SmartMONITOR or AndonSPEED



How to assemble your individual Andon WirelessSET



Andon WirelessBOX incl. Power supply
Order no. **860 000 16**
Order no. **860 000 17**



Andon WirelessBOX incl. Power supply
Order no. **860 000 18**
Order no. **860 000 19**



Optional:
Mounting tape
Order no. **960 860 04**

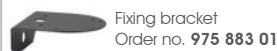


Transceiver
Order no. **862 000 03** (868 Mhz)
Order no. **862 000 05** (921 Mhz)

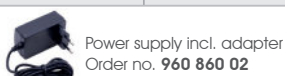
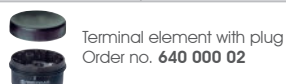
Signal elements (up to maximum of 5)

- | | |
|--------------------------------------------------------------------------------------------------------------------------------|-----------------------------------------------------------------------------------------------------------------------------------|
|  Buzzer
Order no. 645 800 75 |  TwinLIGHT red
Order no. 647 110 75 |
|  2 tone siren
Order no. 645 870 75 |  TwinLIGHT yellow
Order no. 647 310 75 |
|  8 tone siren
Order no. 645 890 75 |  TwinLIGHT green
Order no. 647 210 75 |
|  Vocal element
Order no. 645 840 55 |  TwinLIGHT white
Order no. 647 430 75 |
| |  TwinLIGHT blue
Order no. 647 510 75 |

Base mounting



Tube mounting



Tube Ø 25 mm, all anodised
Order no. **975 845 10**
100 mm long **975 840 25**
250 mm long **975 840 40**
400 mm long **975 840 60**
600 mm long **975 840 80**
800 mm long **975 840 03**

Base for Tube, plastic
Order no. **975 840 90**

Base for Tube, metal
Order no. **975 840 91**

Foldable base
Order no. **960 000 30**
Order no. **960 009 12**

Base with integrated tube
Order no. **975 840 10**



Strain relief for base with integrated tube
Order no. **960 649 01**



Bracket for base mounting
Order no. **960 000 14**



Winkel für tube mounting
Order no. **960 000 01**

Pre-configured signal tower

Base mounting



TwinLIGHT
Order no. **649 000 01**

Tube mounting



TwinLIGHT
Order no. **649 000 02**



Bracket for wall mounting
Order no. **960 000 02**



Bracket for 1-sided mounting
Order no. **975 840 85**



Bracket for 2-sided mounting
Order no. **975 840 86**



Bracket for base mounting
Order no. **960 000 14**



Bracket for tube mounting
Order no. **960 000 01**



Andon WirelessSET
Basic 5 Button

Order no. **649 000 13**



Andon WirelessSET
Basic 2 Button

Order no. **649 000 12**

-  Buzzer
Order no. **645 800 75**
-  2 tone siren
Order no. **645 870 75**
-  8 tone siren
Order no. **645 890 75**
-  Vocal element
Order no. **645 840 55**
-  TwinLIGHT red
Order no. **647 110 75**
-  TwinLIGHT yellow
Order no. **647 310 75**
-  TwinLIGHT green
Order no. **647 210 75**
-  TwinLIGHT white
Order no. **647 430 75**
-  TwinLIGHT blue
Order no. **647 510 75**



Indication board
Order no. **960 000 05**

KombiS/GN reflect for KombiS/GN 72 and 71



Your benefits

Do you have a machine or a workstation that is out of your line of sight? KombiS/GN reflect offers a simple solution that "reflects" the machine status to a KombiS/GN signal tower in your vicinity. The two elements are paired and ready for immediate use.

- Keep track of machines or processes that are out of view
- Reduce response times and prevent shutdowns
- Repair faults quickly
- Monitor machines/areas that are not yet networked

Typical applications

- Report stoppages in complex production areas
- Manage the supply of materials where visibility is restricted
- Improve processes in complex production areas

Initial startup

- Integrate transmitter and receiver into the signal towers (no tools necessary)

Features

- Pre-configured for plug & play
- Simple reflection of machine statuses
- Large transmission range thanks to robust wireless network for production environments





KombiSIGN reflect for KombiSIGN 72 and 71



The slave sends the status directly to the master, and reflects the status of the signal tower installed on the machine

① TECHNICAL SPECIFICATIONS/ORDER SPECIFICATIONS:

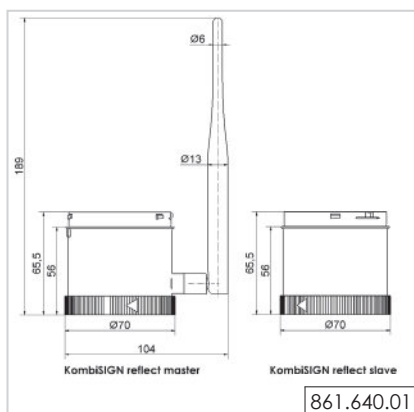
	Slave	Master
Dimensions (Ø x Height):	70 mm x 66 mm	70 mm x 66 mm (without antenna)
Housing:	Polycarbonate, black	
Connection:	Bayonet	
Wireless connection ISM frequency:	868 MHz (conforms to the EU's EN 300220 harmonised standard and can thus be used in all EU member countries) Further countries upon request	
Transmission range:	Up to 300 m (unobstructed line of sight)	
Operating voltage:	24 V AC/DC	24 V DC
Current consumption:	40 mA	40-900 mA
Order no.:	861 640 01	

Please check the wireless frequency. In Europe the version with 868 MHz is used. Please enquire about use in other countries.

↔ TECHNICAL DIAGRAMS:

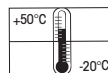



Simple monitoring of signal towers out of view



Simply fit the KombiSIGN reflect slave to the signal tower on the machine

861 X40 02
receiver: class 2






KombiSIGN reflect for KombiSIGN 72 and 71



The transmitter sends the status directly to the receiver, and reflects the status of the signal tower installed on the machine


TECHNICAL SPECIFICATIONS/ORDER SPECIFICATIONS:

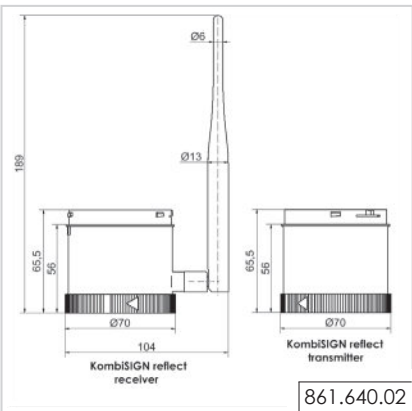
	Transmitter	Receiver
Dimensions (Ø x Height):	70 mm x 66 mm	70 mm x 66 mm (without antenna)
Housing:	Polycarbonate, black	
Connection:	Bayonet	
Wireless connection	915 MHz (only for use in North America)	
ISM frequency:	Further countries upon request	
Transmission range:	Up to 300 m (unobstructed line of sight)	
Operating voltage:	24 V AC/DC	24 V DC
Current consumption:	40 mA	40-900 mA
Order no.:	861 640 02	

In North America the version with 915 MHz is used. Please enquire about use in other countries.

← TECHNICAL DIAGRAMS:



Simple monitoring of signal towers out of view



Simply fit the KombiSIGN reflect transmitter to the signal tower on the machine

861 X40 02
receiver: class 2





CO₂ Traffic Light

Your benefits

With this traffic light, the current carbon dioxide concentration in the ambient air can be measured and clearly displayed using the three traffic light colours.

- The system displays its concentration in the ambient air according to CO₂ thresholds: Green (ambient air OK), yellow (ventilation recommended), red (ventilation necessary), red blinking (ventilation urgently required)
- Provides clear feedback on CO₂ concentration
- Eliminate high concentrations of carbon dioxide and aerosols in enclosed spaces based on a reliable reminder for regular intense ventilation
- Ensure hygienic and productivity-friendly ambient air quality
- Clearly visible from all positions thanks to the OmniVIEW lens
- Increased safety for employees and customers

Variants & typical applications

The CO₂ Traffic Light (1,000 ppm variant) is ideal for all interior spaces where people regularly spend long periods of time, such as public buildings, restaurants, shops, universities, schools and open-plan offices.

The CO₂ Traffic Light (800 ppm variant) is ideal for sensitive environments such as doctors' surgeries and hospitals.

Installation options

- Base mounting

Initial startup

Thanks to its plug&play functionality, the CO₂ traffic light can be set up quickly and easily and is immediately ready for use. The power supply is provided by the included mains adapter (230V).

Features (1,000 ppm variant)

- The traffic light is green up to 1,000 ppm*
- The traffic light is yellow from 1,000 ppm to 2,000 ppm
- The traffic light is red from 2,000 ppm to 3,000 ppm
- The traffic light blinks red from 3,000 ppm

*(The Federal Environment Agency officially recommends ventilation from 1,000 ppm / ppm = parts per million, i.e. parts by volume per million parts by volume).

Features (800 ppm variant)

- The traffic light is green up to 800 ppm**
- The traffic light is yellow from 800 ppm to 1,200 ppm
- The traffic light is red from 1,200 ppm to 2,000 ppm
- The traffic light blinks red from 2,000 ppm

** DIN EN 16798-1:2021-04





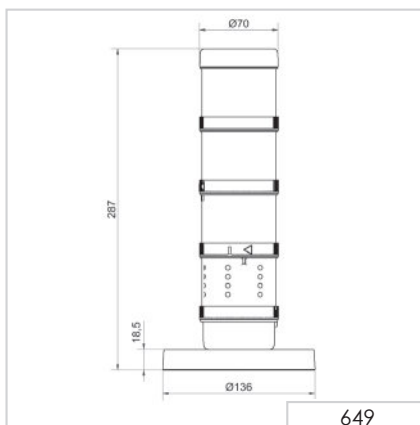
❗ TECHNICAL SPECIFICATIONS/ORDER SPECIFICATIONS

Dimensions (Ø x Height):	70 mm x 287 mm		
Lens:	PC, transparent		
Housing:	Base: PC/ABS, black Terminal element: PA, black		
Connection:	Plug-in connection		
Cable length:	1.5 m		
Light effects:	Blinking light, permanent light		
Life duration optical:	max. 50,000 h		
Voltage:	230 V AC		
Current consumption:	40 mA		
Order no.:	1000 ppm	800 ppm	1000 ppm UK/AU
	649 000 10	649 000 14	649 000 15

✂ ACCESSORIES

Bracket	975 883 41
---------	-------------------

↔ TECHNICAL DIAGRAM



649.000.15	649.000.10	649.000.14	649.000.15		





KOMPAKT 37 - pre-assembled Signal Tower

Your benefits

The KOMPAKT 37 is a completely pre-assembled signal tower that can be easily ordered under a single part number. With 1-5 visual tiers, the slim signal tower can be installed quickly and easily. The compact and completely enclosed construction is ideal for use in all types of public areas because it is tamper-proof.

- Up to six levels of signal escalation possible – including an audible signal
- In ClassicLOOK or DesignLOOK to suit all machine surfaces
- Clearly visible from all positions thanks to the OmniVIEW lens with no blind spots

Typical applications

Fault signalling

- on smaller machines and equipment
- on point-of-sale and access control systems

Installation options

- Single-hole mounting
- Additional installation options using accessories

Features

- Pre-assembled with easy cable connection or M12 plug for plug & play use



Size comparison KOMPAKT 37 / KombiSIGN 40



How to select your KOMPAKT 37 signal tower

► STEP 1

Select the signal tower of your choice with or without buzzer, with the appropriate connection, housing colour, voltage and number of tiers.

Part numbers can be found on page 62.



ClassicLOOK

- 12 or 24 V
- 1-5 tiers
- With or without buzzer
- M12 plug or cable
- Black or silver finish



DesignLOOK

► STEP 2

Select up to two extension tubes.

optional:



Extension tube
Order no. **960 698 02**

optional:



Extension tube
Order no. **960 698 04**

► STEP 3

Select the appropriate fixing accessories for your application, using for example a tube and base or a bracket mount.

Single Hole Mounting

Bracket Mounting

Base Mounting

Single Hole Mounting

Bracket Mounting

Base Mounting



Bracket for base mounting
Order no. **960 630 02**



Base with integrated tube
Order no. **960 698 01**



Bracket for base mounting
Order no. **960 630 06**



Base with integrated tube
Order no. **960 698 03**

► STEP 4

Where appropriate, select the bracket and the contact box.



Bracket for base mounting with concealed cable entry
Order no. **960 000 14**



Contact box with magnetic base and cable exit at side
Order no. **975 840 04**



Bracket for base mounting
Order no. **960 000 01**



Bracket for base mounting with concealed cable entry
Order no. **960 000 55**



Corner fixing bracket
Order no. **960 000 41**



Bracket for base mounting
Order no. **960 000 54**



Contact box for cable exit at side
Order no. **975 840 01**

Go to the signal devices page on: www.werma.com

Here you can use the selection tool „Configurator“ to select the Kompakt 37 signal tower according to your requirements. With the help of intuitive questions and pictures you will be able to make your choice with just a few mouse clicks.





KOMPAKT 37 - pre-assembled Signal Tower

ClassicLOOK



Two tier Kompakt 37 with integral tube and base (accessory)



Three tier Kompakt 37 with bracket (accessory)

① TECHNICAL SPECIFICATIONS/ORDER SPECIFICATIONS:

Dimension (Ø x Height):		1 tier: 37.5 mm x 93.5 mm 2 tier: 37.5 mm x 127.5 mm 3 tier: 37.5 mm x 161.5 mm 4 tier: 37.5 mm x 195.5 mm 5 tier: 37.5 mm x 229.5 mm (Protrusion from panel)		
Housing:		PC		
Fixing:		Single hole mounting for Ø 22.5 mm (M22 x 1.5 mm) Base or bracket mounting (accessory)		
Connection:		Cable connection: Cable, 2 m long, Plug connection: M12 Plug (1/2/3 tier: 5 pole; 4/5 tier: 8 pole)		
Current consumption:		50 mA per tier / buzzer 24 V 125 mA per tier / buzzer 12 V		
Nut and seal included in assembly.				
ClassicLOOK with buzzer		Connection	24 V AC/DC	
1 tier	red	Plug	699 610 75	
	yellow	Plug	699 630 75	
2 tier	green/red	Cable	699 120 75	
	yellow/red	Cable	699 130 75	
	green/red	Plug	699 220 75	
	yellow/red	Plug	699 230 75	
3 tier	green/yellow/red	Cable	699 110 75	
	green/yellow/red	Plug	699 210 75	
4 tier	clear/green/yellow/red	Cable	699 140 75	
	blue/green/yellow/red	Cable	699 150 75	
	clear/green/yellow/red	Plug	699 240 75	
	blue/green/yellow/red	Plug	699 250 75	
5 tier	blue/clear/green/yellow/red	Cable	699 160 75	
	blue/clear/green/yellow/red	Plug	699 260 75	
ClassicLOOK without buzzer		Connection	24 V AC/DC	12 V AC/DC
2 tier	green/red	Cable	698 120 75	698 120 74
	yellow/red	Cable	698 130 75	-
	green/red	Plug	698 220 75	-
	yellow/red	Plug	698 230 75	-
3 tier	green/yellow/red	Cable	698 110 75	698 110 74
	green/yellow/red	Plug	698 210 75	-
4 tier	clear/green/yellow/red	Cable	698 140 75	-
	blue/green/yellow/red	Cable	698 150 75	-
	clear/green/yellow/red	Plug	698 240 75	-
	blue/green/yellow/red	Plug	698 250 75	-
5 tier	blue/clear/green/yellow/red	Cable	698 160 75	-
	blue/clear/green/yellow/red	Plug	698 260 75	-
DesignLOOK with buzzer		Connection	24 V AC/DC	
1 tier	red	Plug	699 810 75	
	yellow	Plug	699 830 75	
2 tier	green/red	Cable	699 320 75	
	yellow/red	Cable	699 330 75	
	green/red	Plug	699 420 75	
	yellow/red	Plug	699 430 75	
3 tier	green/yellow/red	Cable	699 310 75	
	green/yellow/red	Plug	699 410 75	

DesignLOOK



The height of the KOMPAKT 37 can be increased by max. 160 mm with the use of extension tubes, ensuring optimum visibility

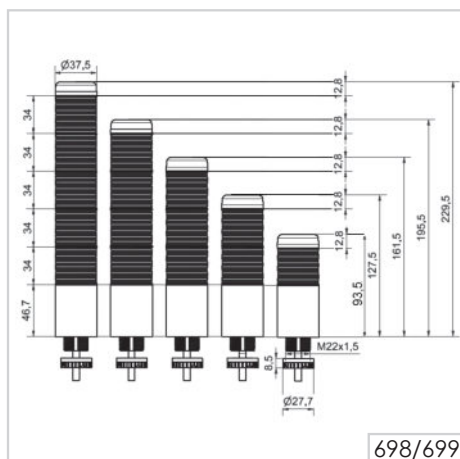
① TECHNICAL SPECIFICATIONS/ORDER SPECIFICATIONS:

DesignLOOK with buzzer		Connection	24 V AC/DC
4 tier	clear/green/yellow/red	Cable	699 340 75
	blue/green/yellow/red	Cable	699 350 75
	clear/green/yellow/red	Plug	699 440 75
	blue/green/yellow/red	Plug	699 450 75
5 tier	blue/clear/green/yellow/red	Cable	699 360 75
	blue/clear/green/yellow/red	Plug	699 460 75
DesignLOOK without buzzer		Connection	24 V AC/DC
2 tier	green/red	Cable	698 320 75
	yellow/red	Cable	698 330 75
	green/red	Plug	698 420 75
	yellow/red	Plug	698 430 75
3 tier	green/yellow/red	Cable	698 310 75
	green/yellow/red	Plug	698 410 75
4 tier	clear/green/yellow/red	Cable	698 340 75
	blue/green/yellow/red	Cable	698 350 75
	clear/green/yellow/red	Plug	698 440 75
	blue/green/yellow/red	Plug	698 450 75
5 tier	blue/clear/green/yellow/red	Cable	698 360 75
	blue/clear/green/yellow/red	Plug	698 460 75




✂ ACCESSORIES:

	ClassicLOOK	DesignLOOK
Base with integrated tube	960 698 01	960 698 03
Extension tube	960 698 02	960 698 04
Cable 5 m with M12 plug (5 pole)	960 693 05	
Cable 5 m with M12 plug (8 pole)	960 000 47	
Cable 5 m with M12 connector and plug (8 pole)	960 000 46	
Bracket for base mounting	960 698 05	-
Further accessories can be found on page 74.		

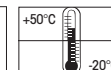
↔ TECHNICAL DIAGRAM:



Class 2



699





eSIGN - electronic modular signal tower

Your benefits

The new eSIGN brings new dimensions to light. Electronic modularity enables the product to create a variety of signal modes with various colours, brightness levels and light effects, from the classic signal tower to completely customised settings. eSIGN can also switch with ease between variable filling level indications or full-surface signalling. In addition to providing you with an overview of your process cycles, this also opens up completely new options.

- Full-surface signalling: Clear, unmistakeable light effects for maximum visibility
- Versatile customisation options: Different modes, light effects and tones for diverse applications
- Robust industrial design: UL Type 4X ensures resistance to UV radiation and environmental influences
- The right product for every application: 2 sizes, with/without siren, 24 V supply voltage / versions with IO-Link technology

Typical applications

The new definition of the industry standard to signal faults

- on machinery and equipment
- on automated systems
- in assembly plants, for example, in the automotive industry
- on conveyor belts in production and logistics

Installation options

- Base mounting, Wall mounting, Tube mounting

Features

- Classic signal tower indication in individual tiers
- Autoscale mode for full-surface signalling and optimum visibility
- Variable filling level indication from 0 to 100 %
- Individual triggering to suit your requirements
- 9 or 15 segments, freely triggerable
- With or without siren
- Standard 24 V version with transfer of the configuration via USB
- Version with IO-Link technology
- M12 connection
- Duration of the acoustic warning adjustable
- A specific acoustic warning can be assigned to each optical warning



Size comparison ClearSIGN / KombiSIGN 72





eSIGN with 15 segments



eSIGN with 9 segments

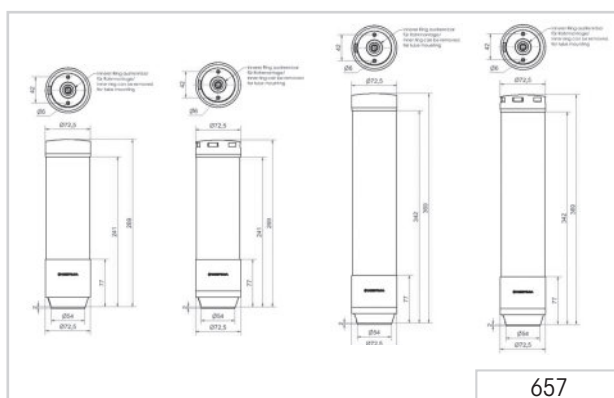
TECHNICAL SPECIFICATIONS/ORDER SPECIFICATIONS:

	15 segments	9 segments
Dimensions (Ø x Height):	72,5 mm x 371,5 mm	72,5 mm x 271 mm
Housing:	PC	
Lens colour/Housing colour:	clear/black	
Fixing:	Base mounting, wall mounting, tube mounting	
Connections:	M12 connector 4 pole (IO Link) 8 pole (standard 24 V)	
Light effects:	LED/Multicolour, various colours configurable Permanent, blinking, flashing, double flash, triple flash, rotating	
Tone types:	Multi-tone, 10 tones are configurable	
Volume:	max. 105 dB (A), 4 stages / 80-105 dB (A) depending on tone type	
Voltage:	24 V DC	24 V DC
Current consumption:	620 mA (with siren) 555 mA (without siren)	405 mA (with siren) 335 mA (without siren)
With siren		
24 V	657 600 55	657 100 55
IO Link	657 610 55	657 110 55
Without siren		
24 V	657 500 55	657 000 55
IO Link	657 510 55	657 010 55

ACCESSORIES

Tube Ø 25 mm, all anodised	975 845 10
100 mm long	
250 mm long	975 840 25
Base for tube, plastic	975 840 90
Base for tube, metal	975 840 91
Base with integrated tube	960 000 64
Bracket for 1-sided mounting	960 000 65
Bracket for base mounting	960 000 01
Corner fixing bracket	960 000 41
Cable 5m with M12 connector and plug	960 000 46
Cable 5m with M12 plug	960 000 47
USB cable type C to type A 0,5m (for transferring the configuration)	960 000 69
Further accessories can be found on page 74.	

TECHNICAL DIAGRAMS:





deSIGN 42 - pre-assembled Signal Tower

Your benefits

Thanks to its high-quality stainless steel housing, the deSIGN 42 signal tower is an ideal accompaniment to modern, design-oriented assembly lines, production facilities and machinery. The robust housing provides the key benefit of being tamper-proof for installations in public areas.

- Elegant industrial design
- Tamper-proof for public areas

Typical applications

Fault signalling

- on machinery and equipment

Access control

- on control points in public areas

Installation options


- Single-hole mounting
- Bracket mounting using accessories

Features

- High-quality, robust stainless-steel housing
- Award-winning design



Size comparison deSIGN 42 / KombiSIGN 72





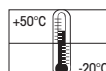
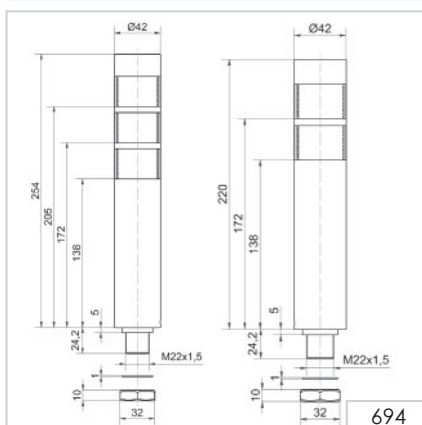
❶ TECHNICAL SPECIFICATIONS/ORDER SPECIFICATIONS:

	2 tier	3 tier
Dimensions (Ø x Height):	42 mm x 221 mm	42 mm x 255 mm
Housing:	Stainless steel, brushed	
Fixing:	Installation mounting for Ø 22.5 mm (M22 x 1.5 mm)	
Connection:	Cable, 2 m long, included in assembly	
Voltage:	24 V DC	24 V DC
Current consumption:	50 mA per tier	50 mA per tier
red/green	694 010 55	-
red/yellow	694 020 55	-
red/yellow/green	-	694 000 55

✂ ACCESSORIES:

Surface housing single	975 109 02
Bracket, stainless steel (Protection rating IP 33)	960 694 01

↩ TECHNICAL DIAGRAMS:





CleanSIGN - pre-assembled Signal Tower

Your benefits

The CleanSIGN signal tower has been specifically developed and certified for use in clean rooms, food and hygiene areas as well as the pharmaceutical industry. The signal tower ensures maximum safety in these environments by reducing the risk of contamination.

- Reliable signalling even in clean rooms
- Easy-to-clean, hygienic design for optimal cleaning and disinfection
- Ensures food safety through the absence of uneven surfaces, elevated or countersunk elements where dirt can accumulate
- Use of food safe materials (FDA approved) and resistant to cleaning agents
- Application-specific selection of colours and light effects for maximum flexibility

Typical applications

Fault signalling

- in clean rooms, e.g. semiconductor and solar industries
- in the food and beverage industry
- in pharmaceutical and cosmetic industries

Installation options

- Base mounting
- Ceiling mounting
- Wall mounting

Features

- Fraunhofer IPA approval
 - » Bracket mounting fulfills Air Cleanliness Class 1 for Cleanroom applications in accordance with DIN EN ISO 14644-1
 - » Base or Ceiling mounting fulfills Air Cleanliness Class 1
- Electronic modularity of the individual tiers (colour and light effects individually adjustable/ can be externally triggered)

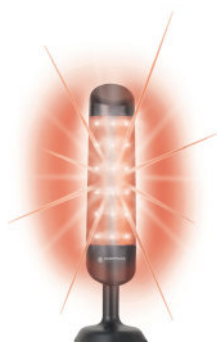


Size comparison CleanSIGN / KombiSIGN 72





Fixed, three tier colour distribution in red, yellow and green

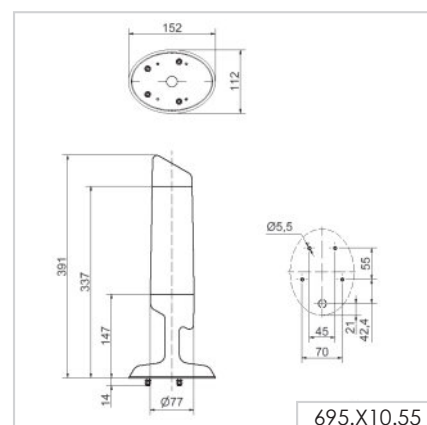
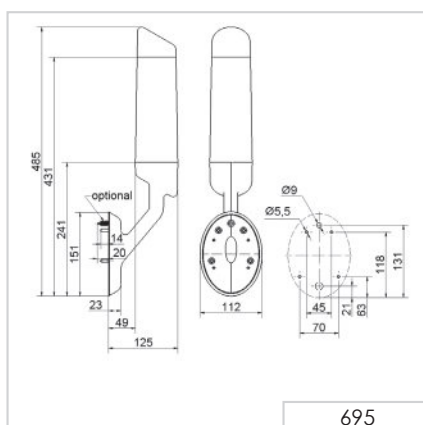


The "EVS" light effect ensures a maximum attention-grabbing effect (can be set with complete illumination)

TECHNICAL SPECIFICATIONS/ORDER SPECIFICATIONS:

	Wall mounting	Base/Ceiling mounting
Dimensions (L x H x W):	112 mm x 485 mm x 125 mm	112 mm x 391 mm x 125 mm
Housing:	PA, black	
Lens:	PA, transparent	
Fixing:	Wall mounting, integrated mounting bracket Base mounting, Ceiling mounting	
Sound output:	85 dB (A)	
CleanSIGN red/green/yellow		
Connection:	Cable, 2 m long, included in the assembly	
Colours:	Pre-set colours: red/yellow/green	
Voltage:	24 V DC	
Current consumption:	Optical: < 120 mA per tier Buzzer: < 20 mA	
Order no.:	695 300 55	695 310 55
CleanSIGN RGY		
Connection:	Screw terminal max. 1.5 mm²	
Colours:	Colours selectable by dip-switch: red/yellow/green	
Voltage:	24 V DC	
Current consumption:	Optical: < 240 mA Buzzer: < 20 mA	
Order no.:	695 200 55	695 210 55
CleanSIGN RGB		
Connection:	Screw terminal max. 1.5 mm²	
Colours:	Red, yellow, green, white, blue, violet, turquoise Colours selectable by dip-switch	
Light effects:	Tier-by-tier illumination: Blinking light Complete illumination: EVS	
Voltage:	24 V DC	
Current consumption:	Optical: < 240 mA Buzzer: < 20 mA	
Order no.:	695 000 55	695 010 55

TECHNICAL DIAGRAMS:



695.300.55



695.310.55



695.200.55




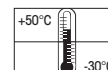
695.210.55



695.000.55



695.010.55





FlatSIGN - pre-assembled Signal Tower

Your benefits

The curved front of the FlatSIGN signal tower housing enables it to blend in uniformly with machine and building service applications. The 160-degree visibility angle ensures exceptional visibility even from the side.

- Easy to install – also on flush-mount enclosures
- TwinLIGHT combines two easily selectable light effects

Typical applications

Fault signalling or Access control

- in building service applications (e.g. server and equipment rooms)
- at access points in public areas

Installation options

- Wall mounting
- Additional installation options using accessories

Features

- Permanent or blinking light selectable
- Available with transparent housing or in metal design
- Optional integrated audible signal



TwinLIGHT

Size comparison FlatSIGN / KombiSIGN 72





In its inactive state, the signal tower blends into the background thanks to its colourless, translucent housing



FlatS/GN in metallic finish



The fixing kit consists of two tube clamps and an adaptor (accessory)

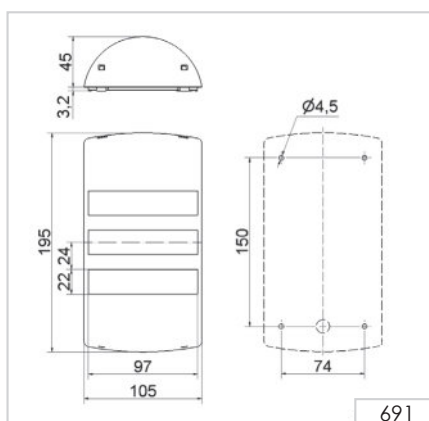
TECHNICAL SPECIFICATIONS/ORDER SPECIFICATIONS:

	Multi-tone Sounder	Buzzer (Continuous tone)
Dimensions (L x H x W):	105 mm x 195 mm x 45 mm	
Lower part:	PC-ABS, black	
Upper part:	PC, transparent or silver	
Fixing:	Wall mounting	
Cable entry:	Cable diameter max. 11 mm	
Connection:	Screw terminal max. 1.5 mm ²	
Light effects:	Permanent or blinking light selectable	
Audible signal:	Buzzer or multi-tone sounder (8 tones)	
Sound output:	Max. 80 dB (A)	
Colours:	Green, yellow, red	
Voltage:	24 V DC	115-230 V AC
Current consumption:	Optical: 30 mA per tier Audible: 30 mA	
FlatSIGN with transparent housing		
FlatSIGN without audible signal	691 100 55	691 100 68
FlatSIGN with audible signal	691 200 55	691 200 68
FlatSIGN in Metal Design		
FlatSIGN without audible signal	691 300 55	691 300 68
FlatSIGN with audible signal	691 400 55	691 400 68

ACCESSORIES:

Fixing Kit	975 691 01
------------	-------------------

TECHNICAL DIAGRAMS:



691.X00.55





VarioSIGN - pre-assembled Signal Tower

Your benefits

With the VarioSIGN light effects and colours can be individually set and adjusted via dip-switches at any time - depending on the variant. The eye-catching illumination of the entire lighting body ensures an exceptional appearance and visibility.

- Flexible selection of colours and light effects
- Award-winning design

Typical applications

Fault signalling

- on machinery and equipment
- on automation systems

Installation options

- Base mounting

Features

- Optional integrated sounder
- Electronic modularity: i.e. colours and light effects are adjustable for each tier



Size comparison VarioSIGN / KombiSIGN 72





Fixed, three-tier colour distribution in red, yellow and green


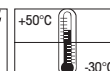
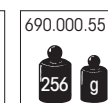
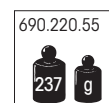
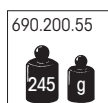
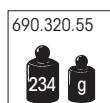
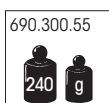
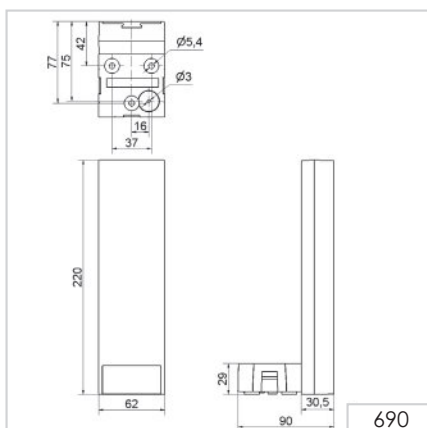


The "EVS" light effect ensures a maximum attention-grabbing effect (single colour distribution can be selected)

TECHNICAL SPECIFICATIONS/ORDER SPECIFICATIONS:































































































	With buzzer	Without buzzer
Dimensions (L x H x W):	62 mm x 220 mm x 90 mm	
Housing:	PC/ABS-Blend, black	
Lens:	PC, transparent	
Fixing:	Base mounting	
Cable entry:	Cable diameter max. 11 mm	
Connection:	Screw terminal max. 1.5 mm ²	
VarioSIGN - red/yellow/green		
Colours:	Pre-set colours (red/yellow/green)	
Voltage:	24 V DC	
Current consumption:	Optical: < 55 mA per tier Buzzer: < 20 mA	
2-sided	690 300 55	690 320 55
VarioSIGN - RGY		
Colours:	Red, yellow, green Colours selectable by Dip-switch	
Voltage:	24 V DC	
Current consumption:	Optical: < 120 mA Buzzer: < 20 mA	
2-sided	690 200 55	690 220 55
VarioSIGN - RGB		
Colours:	Red, yellow, green, white, blue, violet, turquoise Colours selectable by Dip-switch	
Light effects:	Tier-by-tier illumination: Flashing light Complete illumination: EVS	
Voltage:	24 V DC	
Current consumption:	Optical: < 300 mA Buzzer: < 20 mA	
2-sided	690 000 55	-

TECHNICAL DIAGRAMS:
























Overview Accessories for Signal Towers

Overview Accessories for Signal Towers			Classic-LOOK	Design-LOOK	Classic-LOOK	Design-LOOK	Classic-LOOK	Design-LOOK		
Accessory		KombiSIGN 71	KombiSIGN 72		KombiSIGN 40		KOMPAKT 37		eSIGN	Page
Cable, 5m										76
Bulb BA15d										76
Bracket for surface mounting, incl. cable gland M16 x 1.5										76 + 78
Bracket for 1-sided mounting, incl. rubber seal										76 + 78
Bracket for 2-sided mounting, incl. rubber seal										76
Bracket for tube mounting, incl. cable gland M16 x 1.5										82 + 83
Bracket for base mounting, with concealed cable entry, incl. rubber seal										82 + 83
Corner fixing bracket KOMPAKT 37 with Base-mount tube										82
Bracket for assembly on aluminium profiles, incl. cable gland M12 x 1.5										84 + 85
Bracket for concealed cable entry										84
Tube Ø 25 mm plastic, for direct mounting of the terminal element onto the Foldaway Base										79
Tube Ø 25 mm, all anodised aluminium										78 + 79
Tube with clamp Ø 25 mm, 250 mm long, incl. cable gland										79
Base with integrated tube Ø 25 mm, 110 mm long, plastic, incl. rubber seal										79 + 81
Base for tube Ø 25 mm, plastic, incl. rubber seal										79 + 81
Base for tube Ø 25 mm, metal, incl. rubber seal										79
Base with integrated tube										85
KombiSIGN reflect										76



Overview Accessories for Signal Towers			Classic-LOOK 	Design-LOOK 	Classic-LOOK 	Design-LOOK 	Classic-LOOK 	Design-LOOK 		
Accessory		KombiSIGN 71	KombiSIGN 72		KombiSIGN 40		KOMPAKT 37		eSIGN*	Page
Cable gland for surface mounting, M16 x 1,5		•	•	•	•	•				79 + 81
Adaptor for single hole mounting, Ø 25 mm, M18		•	•	•						76 + 78
Adaptor for tube mounting Ø 25 mm		•	•	•						76 + 78
Indication board		•	•	•	•	•				76 + 84
Foldaway Base, Signal Tower can be folded away, incl. rubber seal		•	•	•	•	•			•	79
Foldaway Base, Signal Tower can be folded away, incl. rubber seal		•	•	•	•	•				79
Contact box for cable exit at side		•	•	•	•	•	•	•	•	82
Contact box with magnetic base and cable exit at side		•	•	•	•	•	•	•	•	82
Extension tube							•	•		85

* Usage of accessory dependent on version and connection cable. Please check instruction leaflet for compatibility.

Overview Accessories for Signal Towers					
Accessory		deSIGN 42	FlatsIGN		Page
Surface housing single		•			87
Fixing kit			•		87
Fixing bracket				•	87



Overview Accessories for Signal Towers

KombiSIGN 71

Cable 5 m with M12 plug + socket

Order no. 960 000 46

Cable 5 m with M12 socket

Order no. 960 000 47

Cable 5 m with M12 plug

Order no. 960 860 01



Bulb BA15d,

total length max. 42 mm

12 V, 5 Watt **955 840 34**

24 V, 5 Watt **955 840 35**

30 V, 5 Watt **955 840 32**

115 V, 5 Watt **955 840 57**

230 V, 5 Watt **955 840 38**



KombiSIGN 71 and 72 - ClassicLOOK


Bracket for surface mounting
incl. cable gland M16 x 1.5

Order no. 960 000 02



Adaptor for single hole mounting
Ø 25 mm, M18

Order no. 960 000 25



Indication board
(for tube mounting)

Order no. 960 000 05

Dimensions of indication
board (W x H): 153 x 345 mm

Surface area per section (W x H):

c. 144 x 54 mm

Avery/Zweckform 3424

(105 x 48 mm),

Herma 4281 (105 x 50.8 mm)

(not included in assembly)

Material:

PMMA



Adaptor for tube mounting
Ø 25 mm / 1/2" NPT thread

Order no. 975 840 02




Bracket for 1-sided mounting,
incl. rubber seals

Order no. 975 840 85



Bracket for 2-sided mounting,
incl. rubber seals

Order no. 975 840 86



KombiSIGN reflect

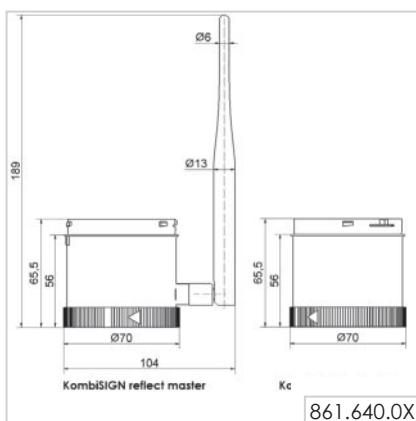
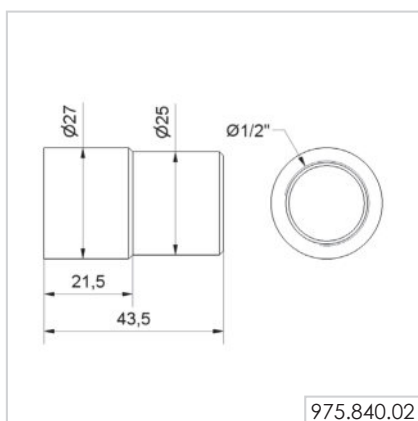
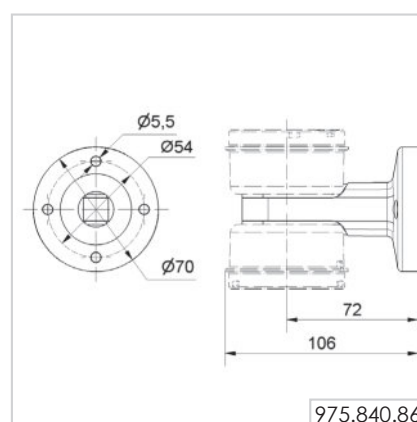
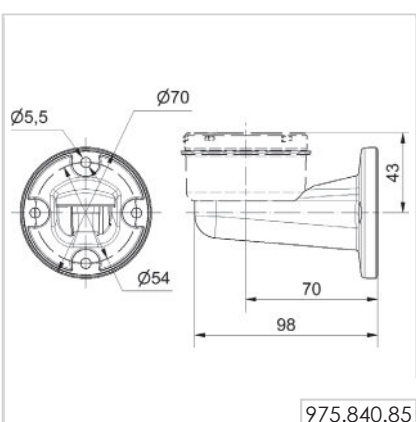
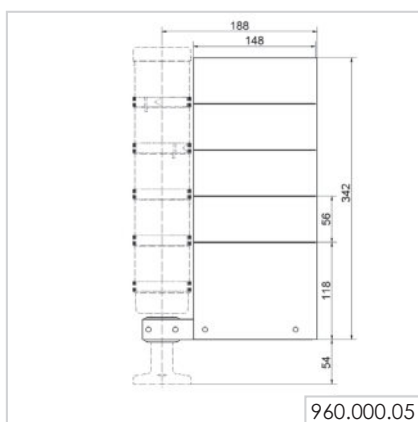
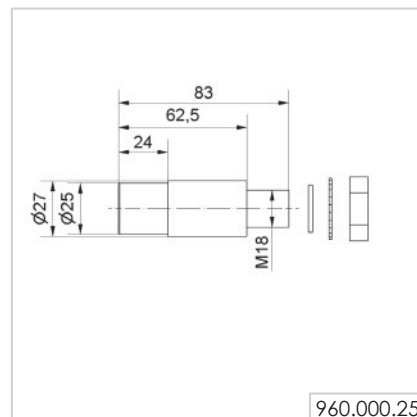
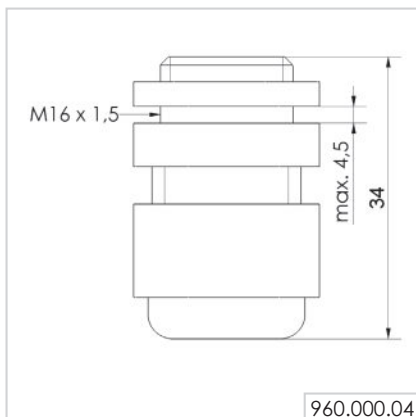
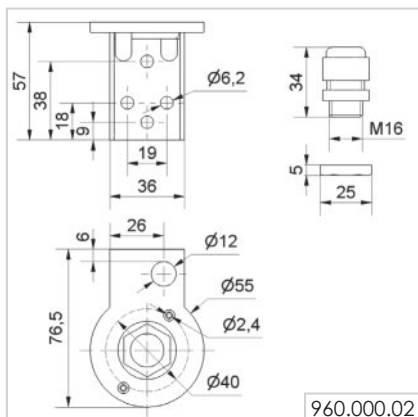
Order no. 861 640 01

Order no. 861 640 02



- For one to five modules
- Simple mounting onto signal tower tube
- Ample space for written information
- Simply break off unwanted segments

↗ TECHNICAL DIAGRAMS:






Overview Accessories for Signal Towers

KombiSIGN 72 - DesignLOOK


Adaptor for single hole mounting
 \varnothing 25 mm, M18

Order no. 960 000 25



Bracket for 1-sided mounting,
 incl. rubber seals

Order no. 960 000 52



Bracket for surface mounting
 incl. cable gland

M16 x 1.5

Order no. 960 000 53



Adaptor for tube mounting
 \varnothing 25 mm / 1/2" NPT thread

Order no. 975 840 02

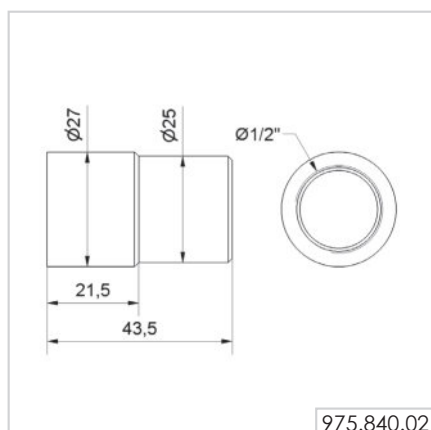
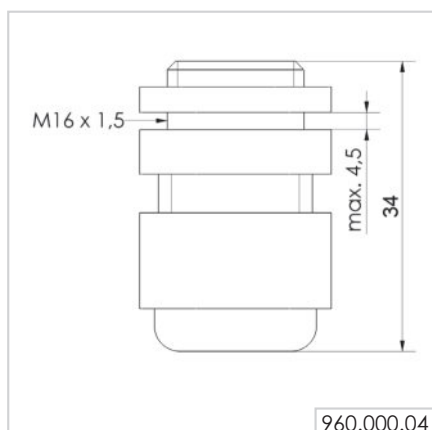
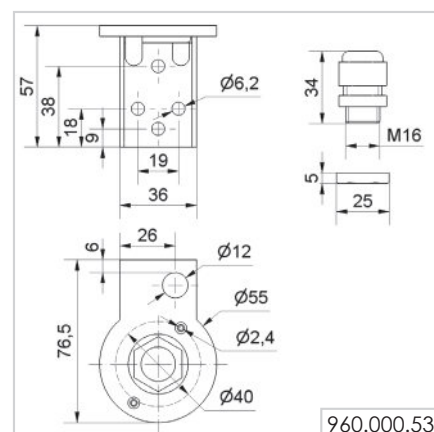
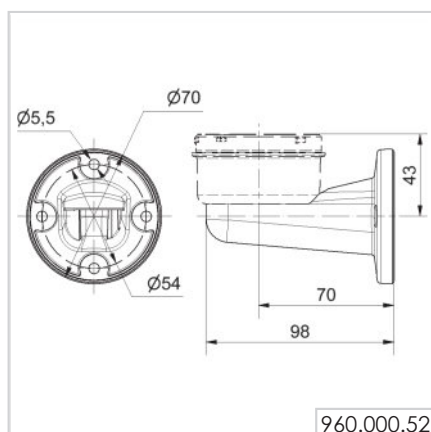
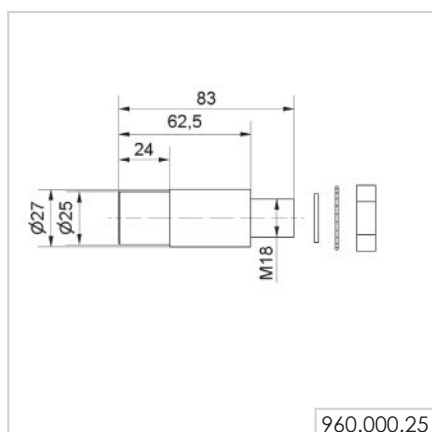


Tube \varnothing 25 mm, all anodised aluminium
 100 mm long **975 845 10**
 250 mm long **975 840 25**
 400 mm long **975 840 40**
 600 mm long **975 840 60**
 800 mm long **975 840 80**
 1000 mm long **975 840 03**

Technical Diagrams see page 80



↔ TECHNICAL DIAGRAMS:



KombiSIGN 71,72 and 40 - ClassicLOOK


Foldaway Base - Signal Tower can be folded away, including rubber seal, for tube (all anodised aluminium) Ø 25 mm (not included in assembly)

Order no. 960 000 30



Dimensions (Ø x Height): 70 mm x 117 mm
 Material: PA-GF
 Cable diameter: Max. 14 mm
 Fixing: Vertical, horizontal, Positioning in 7.5° steps

QUICK AND SIMPLE MOUNTING:




Foldaway Base - Signal Tower can be folded away, including rubber seal, for tube (all anodised aluminium) Ø 25 mm (not included in assembly)

Order no. 960 009 12




Dimensions (Ø x Height): 70 mm x 85 mm
 Material: PA-GF
 Cable diameter: Max. 8 mm
 Fixing: Vertical, horizontal, Positioning in 0° and 90°


QUICK AND SIMPLE MOUNTING:



Tube with clamp, Ø 25 mm, 250 mm long, incl. cable gland
Order no. 960 000 18



Base with integrated tube, Ø 25 mm, 110 mm long, plastic, incl. rubber seal
Order no. 975 840 10



Tube Ø 25 mm, all anodised aluminium
 100 mm long **975 845 10**
 250 mm long **975 840 25**
 400 mm long **975 840 40**
 600 mm long **975 840 60**
 800 mm long **975 840 80**
 1000 mm long **975 840 03**



Base for tube mounting, Ø 25 mm, plastic, incl. rubber seal
Order no. 975 840 90



Base for tube Ø 25 mm, metal, incl. rubber seal, recommended for tube lengths of 400 mm and longer
Order no. 975 840 91



Cable gland for surface mounting, M16 x 1.5
Order no. 960 000 04



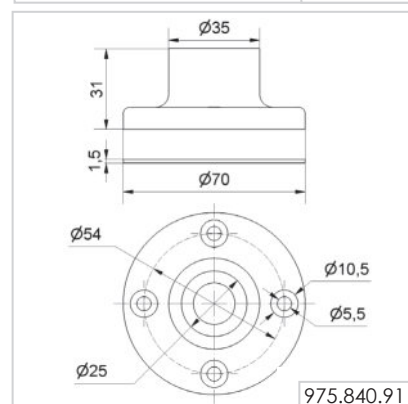
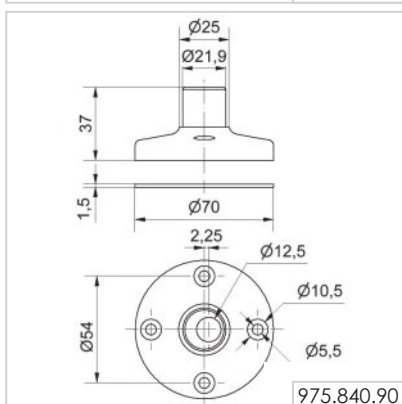
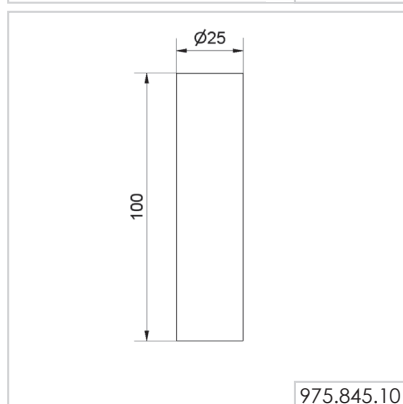
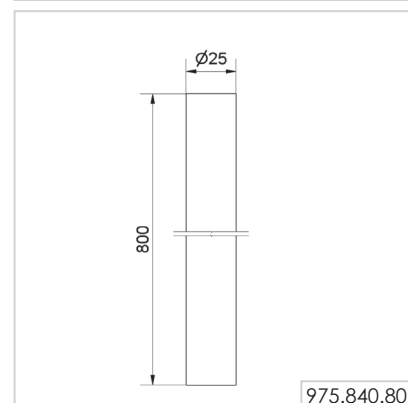
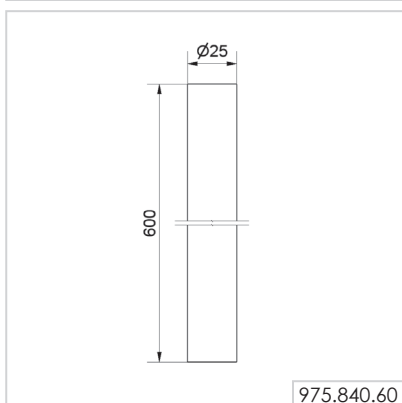
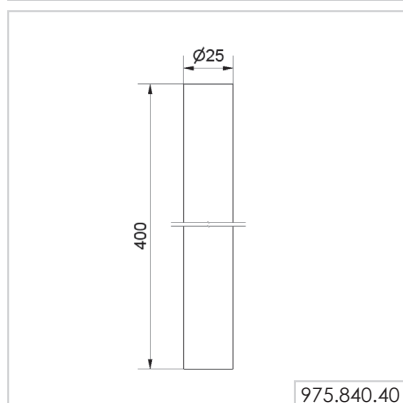
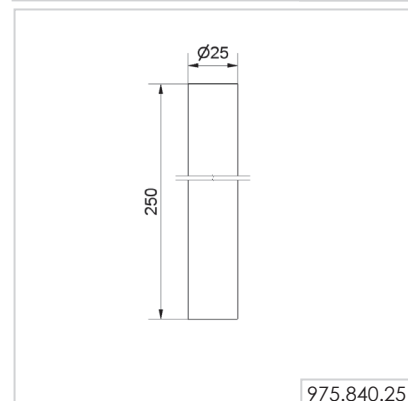
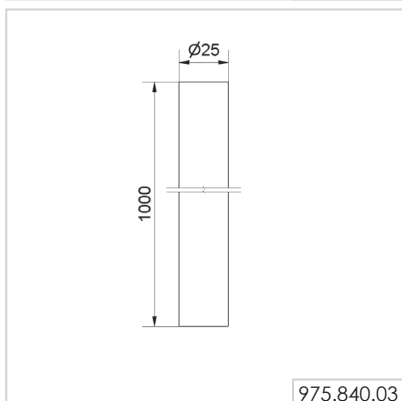
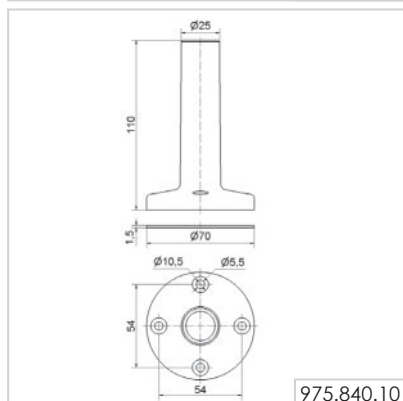
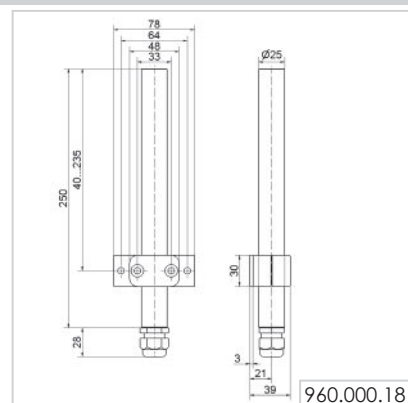
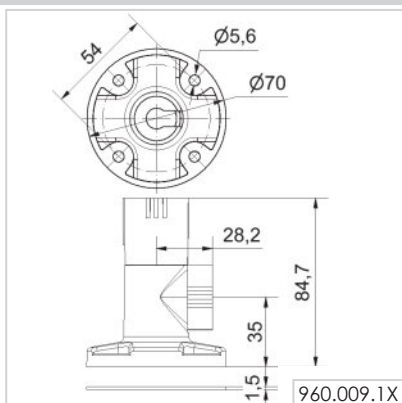
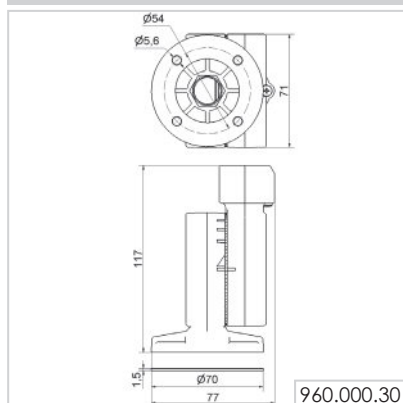
Tube Ø 25 mm, plastic, 45 mm long, for direct mounting on foldaway base (only for KombiSIGN 71 and 72)
Order no. 960 000 31






Overview Accessories for Signal Towers

↔ TECHNICAL DIAGRAMS:




KombiSIGN 72 and 40 - DesignLOOK

Base for tube mounting, Ø 25 mm,
plastic, incl. rubber seal
Order no. 960 000 50



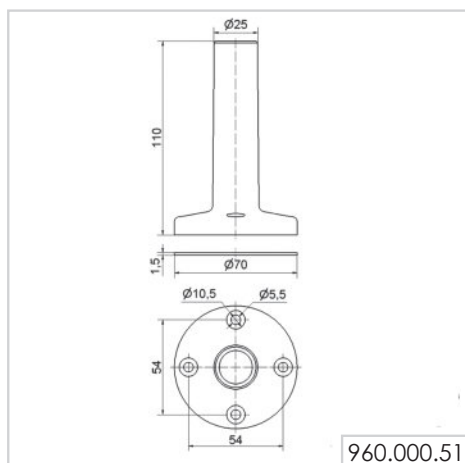
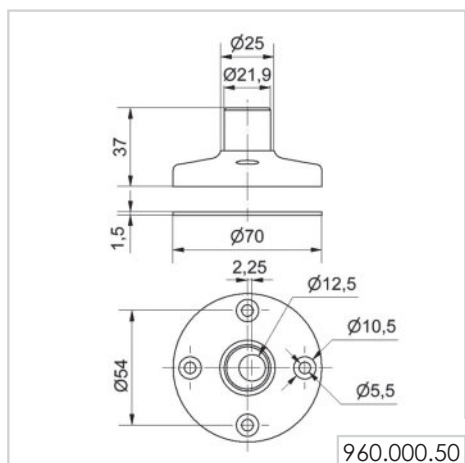
Base with integrated tube,
Ø 25 mm, 110 mm long,
plastic, incl. rubber seal
Order no. 960 000 51



Cable gland for surface
mounting, M16 x 1.5
Order no. 960 000 04



↔ TECHNICAL DIAGRAMS:



Overview Accessories for Signal Towers

KombiS/GN 71, 72, 40 and KOMPAKT 37 - ClassicLOOK

Bracket for tube mounting,
incl. cable gland M16 x 1.5

Order no. 960 000 01




Bracket for base mounting,
with concealed cable entry,
incl. rubber seals

Order no. 960 000 14



Corner fixing bracket
(KOMPAKT 37 with Base-mount tube)

Order no. 960 000 41




Contact box for cable exit
at side, with mounting material
and seal, cable gland M16 x 1.5

Order no. 975 840 01

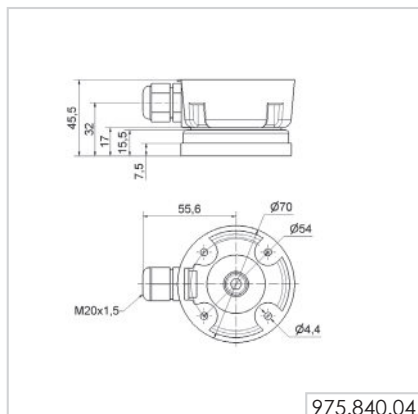
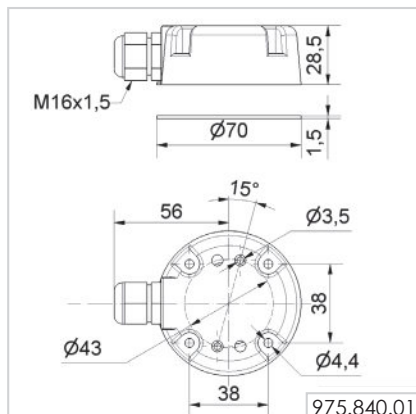
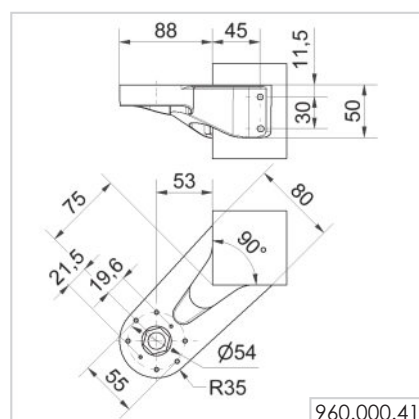
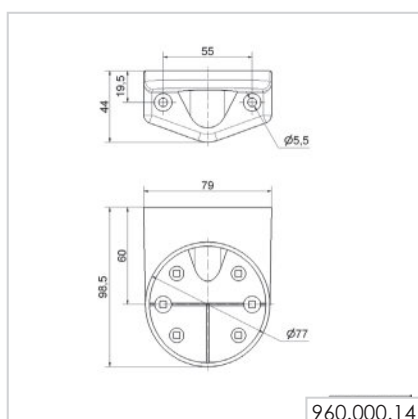
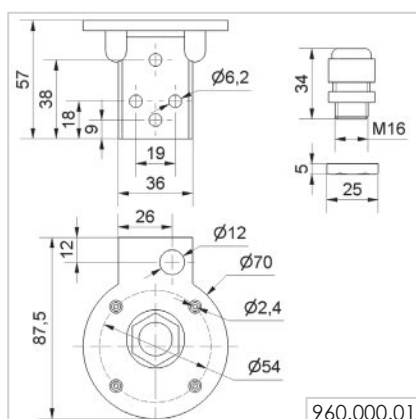


Contact box with magnetic base and cable exit at side cable gland M16 x 1.5


Order no. 975 840 04




↔ TECHNICAL DIAGRAMS:



Bracket for tube mounting,
incl. cable gland M16 x 1.5
Order no. 960 000 54



Bracket for base mounting,
with concealed cable entry,
incl. rubber seals
Order no. 960 000 55



Technical drawing of a mechanical part, likely a bracket or support, showing front, side, and top views with dimensions and material specifications.

Front View Dimensions:

- Overall height: 57
- Distance from top flange to first hole center: 38
- Distance between first two hole centers: 18
- Distance from second hole center to bottom flange: 9
- Distance between second and third hole centers: 19
- Overall width: 36
- Distance from top flange to bottom flange: 26
- Distance from left edge to center of bottom hole: 12
- Overall height from base to top of bottom hole: 87,5

Side View Dimensions:

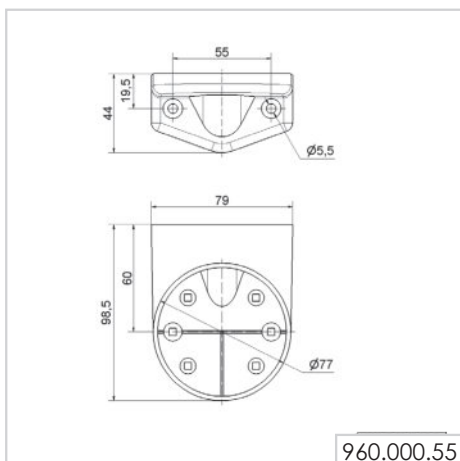
- Overall height: 34
- Thread specification: M16
- Distance from base to top of side hole: 5
- Overall width: 25

Top View Dimensions:

- Outer diameter: $\varnothing 70$
- Inner diameter: $\varnothing 54$
- Distance from center to hole center: $\varnothing 2,4$
- Distance from center to hole center: $\varnothing 6,2$

Material and Part Number:


960.000.54



KOMPAKT 37 - ClassicLOOK

Extension tube

Order no. 960 698 02



Base with integrated tube

Order no. 960 698 01



Bracket for base mounting

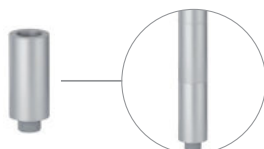
Order no. 960 698 05



KOMPAKT 37 - DesignLOOK


Extension tube

Order no. 960 698 04

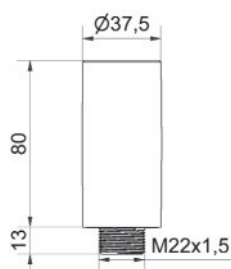


Base with integrated tube

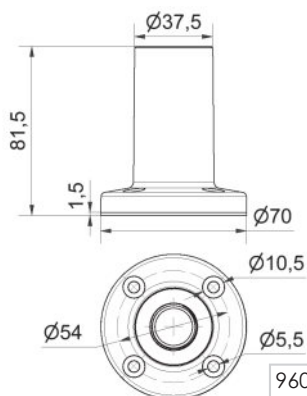
Order no. 960 698 03



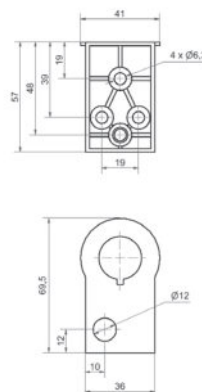
↔ TECHNICAL DIAGRAMS:



960.698.02
960.698.04



960.698.01
960.698.03



960.630.02
960.630.06



Overview Accessories for Signal Towers

eSIGN

Cable 5 m with M12 connector and plug

Order no. 960 000 46**

Cable 5 m with M12 plug

Order no. 960 000 47**

USB cable type C to type A 0.5 m

Order no. 960 000 69**

USB cable type C to type A 1.8 m

Order no. 960 000 70**



Bracket for 1-sided mounting

Order no. 960 000 65*



Tube Ø 25 mm, all anodised aluminium

100 mm long **975 845 10**

250 mm long **975 840 25**

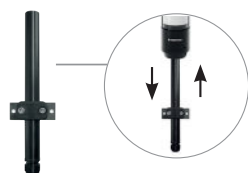
600 mm long **975 840 60**

Technical Diagrams see page 80



Tube with clamp, Ø 25 mm,
250 mm long, incl. cable gland

Order no. 960 000 18




Base with integrated tube,
Ø 25 mm, 110 mm long,
plastic, incl. rubber seal

Order no. 960 000 64*



Base for tube mounting, Ø 25 mm,
plastic, incl. rubber seal

Order no. 975 840 90*



Base for tube Ø 25 mm, metal,
incl. rubber seal, recommended for tube
lengths of 400 mm and longer

Order no. 975 840 91




Bracket for tube mounting,
incl. cable gland M16 x 1.5

Order no. 960 000 01



Corner fixing bracket

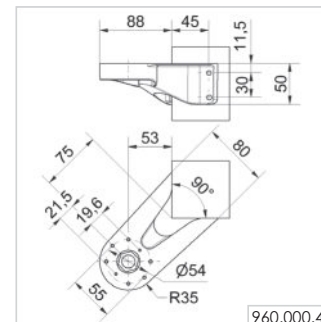
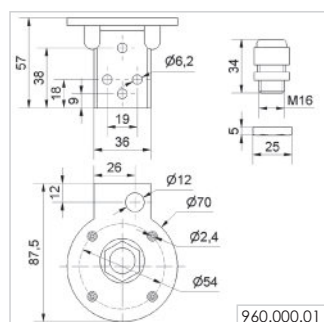
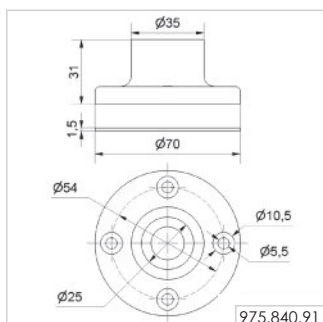
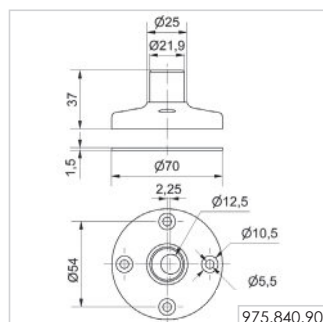
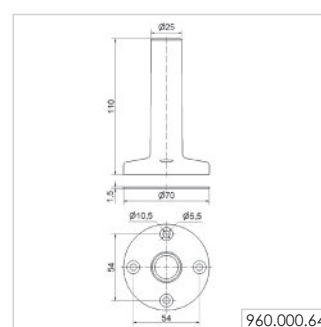
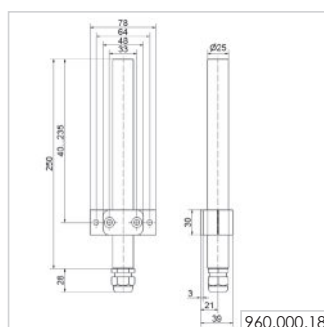
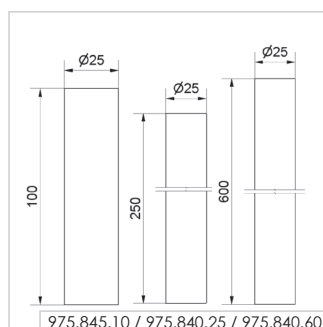
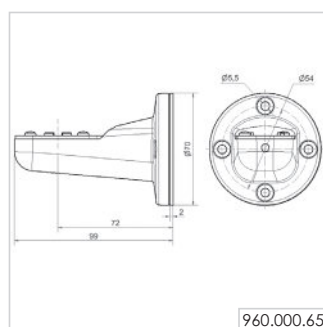
Order no. 960 000 41



* = UL Type 4X and IP 66/69K (see instructions for exact details)

** = Standard 24 V

← TECHNICAL DIAGRAMS


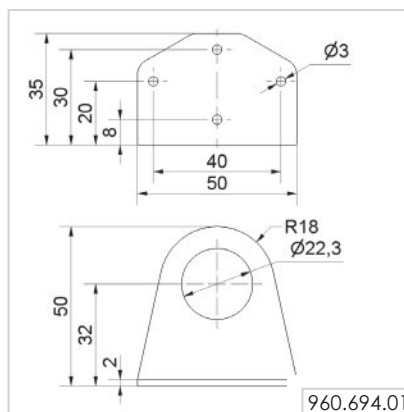
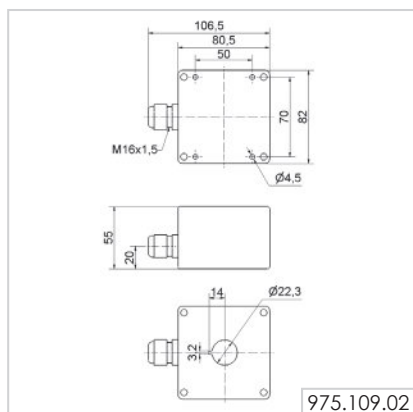


DeSIGN 42

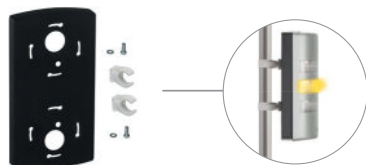
Surface housing single

Order no. 975 109 02

Bracket, stainless steel (Protection rating IP33)

Order no. 960 694 01**↔ TECHNICAL DIAGRAMS:****FlatSIGN**

Fixing kit

Order no. 975 691 01**CO₂ Traffic Light**

Fixing bracket

Order no. 975 883 41**↔ TECHNICAL DIAGRAMS:**